

SEGA

**PARTS
CATALOG**

PREVIEW

OF THE SEGA PARTS CATALOG

This catalog and its layout were planned to give the user as much information as possible in a manner easiest to use.

The catalog is divided into sections, and is color-coded by machine, with a color stripe across the top and bottom of each page. The catalog is loose-leaf in order that sections covering new equipment may easily be added as the equipment is manufactured. Each section, as added, will be clearly identified by name and by color code.

The exploded views provide the correct parts numbers, and the relationship of each part to the total assembly or sub-assembly. Each page shows exploded views with circled numbers and these numbers, on the reverse of the same page, give reference to the descriptions with full code and parts numbers. Wherever possible, the correct screw, washer or nut has been listed.

Printed on the lower left hand corner of each page is the date of issue. Should it be necessary to make additions or corrections, they will show a new issue date and this will enable you to keep your catalog current at all times.


The "Coin Machine" sections of the catalog cover all Star and Bell machines, as well as all assemblies and sub-assemblies for them, and are identified with the green stripe. These sections have been prepared in such a manner that all parts numbers for parts common in all Star and Bell machines are shown only once while other parts that are clearly identified with a specific model are shown in a separate section. These sections all follow our previous code numbers. The arrangement is such that sections covering particular models, using parts common to all models can be inserted in correct order. For example;

Section 1 Page 1 covers Sega Diamond Star Machine Cabinet 1961 type.

Section 1 Page 3 covers 21 Bell Cabinet Type,

Section 2 Page 3 covers Sega Diamond Star Machine Cabinet 1959 type.

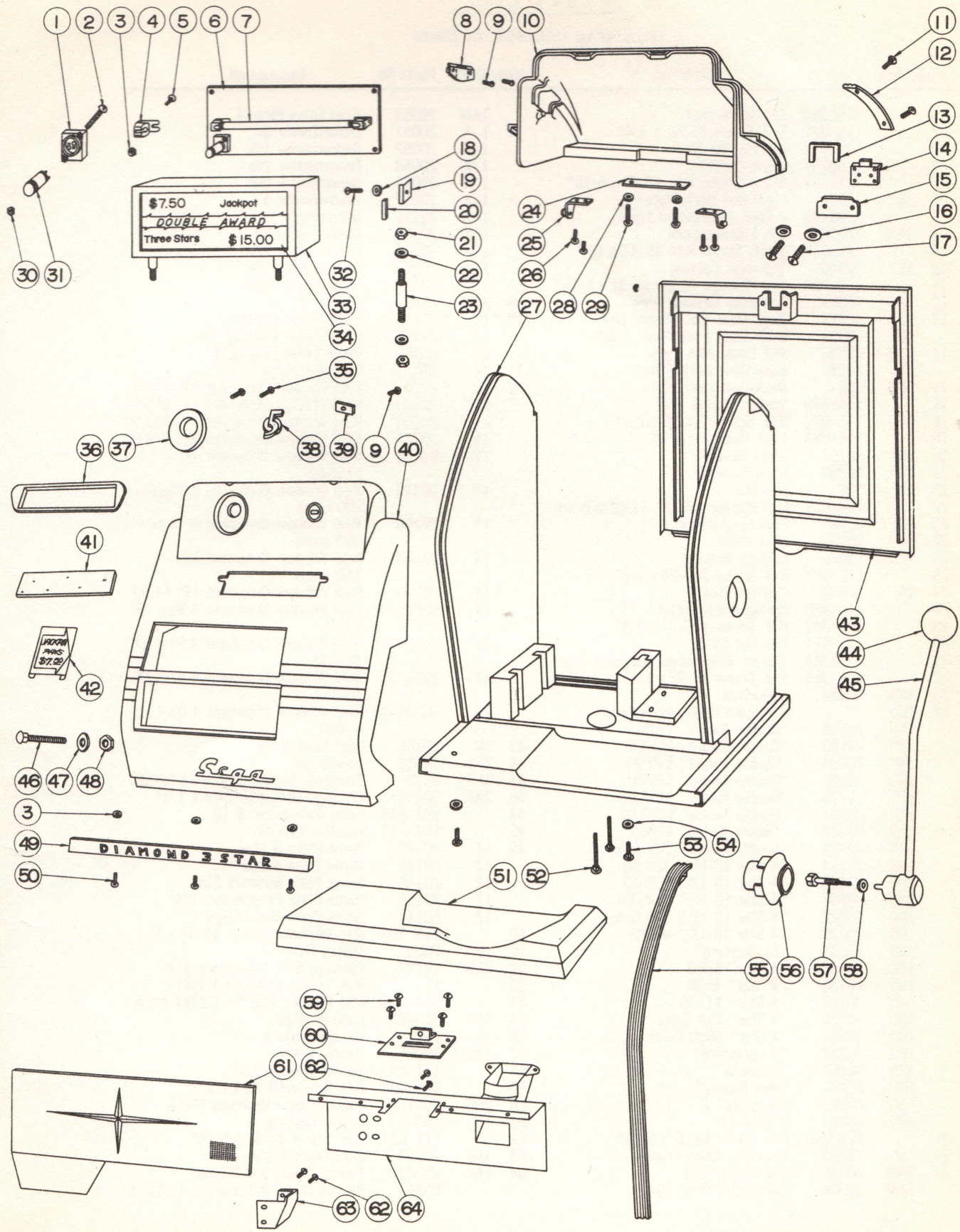
-- while the following sections cover parts common to all three models.



COIN MACHINE INDEX

CONTENTS

SECTION	1	PAGE 1 - 2	Outside View, Sega Diamond Star Cabinet, 1960 Model
SECTION	1	PAGE 3 - 4	Outside View, 21 Bell Cabinet
SECTION	2	PAGE 1 - 2	Inside View, Sega Diamond Star Cabinet, 1960 Model
SECTION	2	PAGE 3 - 4	Sega Diamond Star Cabinet, 1959 Model
SECTION	2	PAGE 5 - 6	Inside View, 21 Bell Cabinet
SECTION	3	PAGE 1 - 2	Left Inside Mechanism & Payout Slide Assembly
SECTION	4	PAGE 1 - 2	Inside Mechanism & Reel Assy.
SECTION	4	PAGE 3 - 4	Reel Strips and Discs Layout
SECTION	5	PAGE 1 - 2	Mechanism Right Hand Side
SECTION	6	PAGE 1 - 2	Rear View, Mechanism Assembly, with Clock
SECTION	7	PAGE 1 - 2	Coin Chute Assembly
SECTION	8	PAGE 1 - 2	Sega Star Hand Load Jackpot Assembly
SECTION	8	PAGE 3 - 4	21 Bell Hand Load Jackpot Assembly
SECTION	8	PAGE 5 - 6	Sega Automatic Jackpot Assembly
SECTION	8	PAGE 7 - 8	Sega Automatic Jackpot Installation
SECTION	9	PAGE 1 - 2	Clock Assembly
SECTION	10	PAGE 1 - 2	4 Reeler Parts
SECTION	11	PAGE 1 - 2	Sega Console Stand
SECTION	12	PAGE 1 - 2	Sega Payout Control Unit, Control Box
SECTION	12	PAGE 3 - 4	Sega Payout Control Unit, Mechanism Wiring
SECTION	13	PAGE 1 - 2	Sega Change Maker
SECTION	14	PAGE 1 - 2	Sega Star Lighting System & Payout Meter
SECTION	15	PAGE 1 - 2	Sega Jackpot Bell System & Progressive Machine Parts
SECTION	16	PAGE 1 - 2	Bonus Star
SECTION	16	PAGE 3	Bonus Star
SECTION	17	PAGE 1 - 2	Token Ejection System - SEGA Bell
SECTION	18	PAGE 1 - 2	Paybak Star
SECTION	18	PAGE 3	Paybak Star
SECTION	19	PAGE 1 - 2	Double-Pay Star
SECTION	19	PAGE 3	Double-Pay Star
SECTION	20	PAGE 1 - 2	Standard Fasteners
Supplement (A)	PAGE 1 - 2		Special Parts English, Panamanian, Hong Kong, Malayan Coin

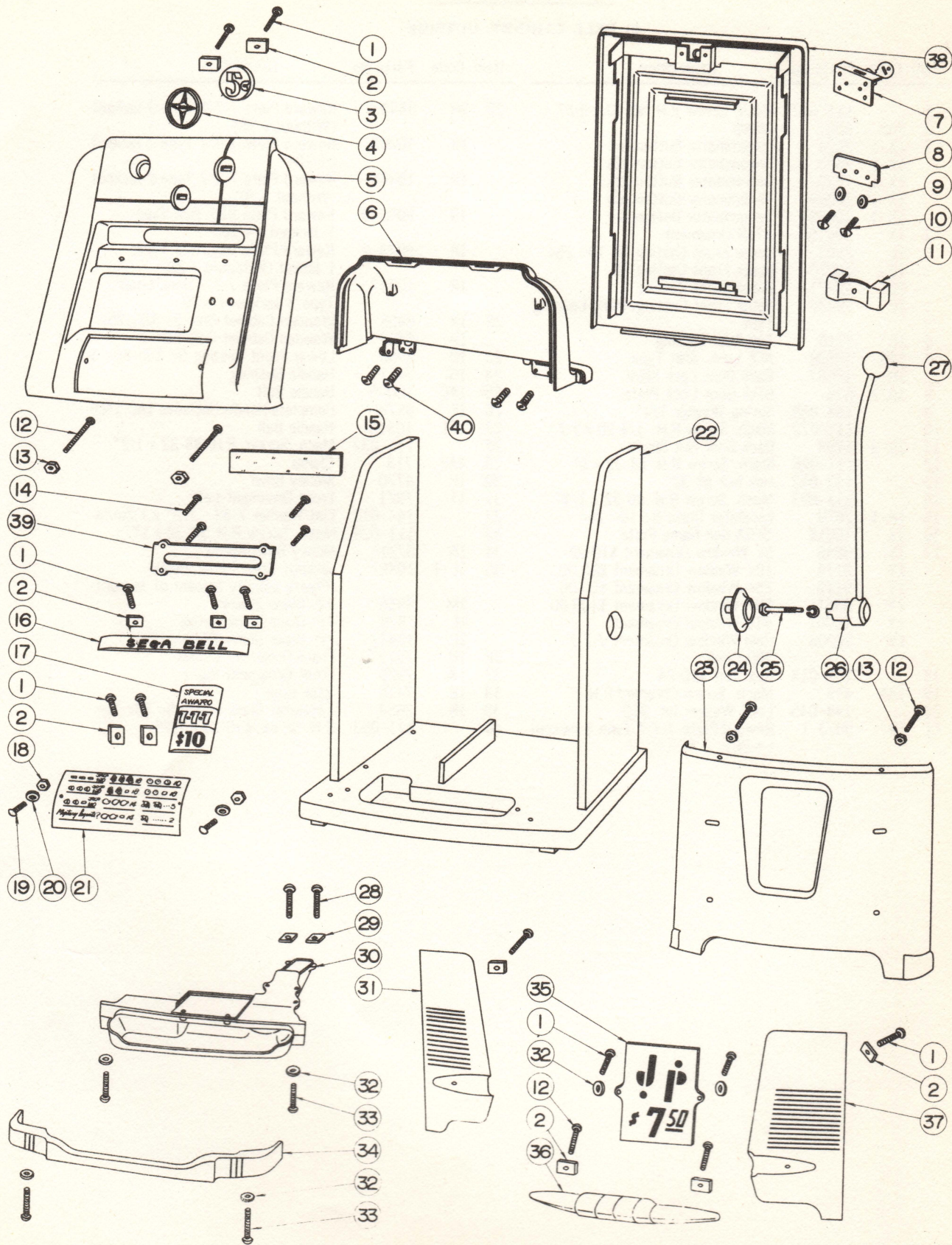


PARTS LIST ON REVERSE PAGE

PARTS LIST

SEGA STAR CABINET, OUTSIDE

Item Code	Parts No.	Description	Item Code	Parts No.	Description	
1	S-90264	Starter Socket	1AM	20357	Coin Entry Ring, \$	
2	111-022	R.H. Screw #6-32 x 3/4"	38	1-X 20051	Denominator 5c	
3	133-012	Hex Nut #8-32		1-X 20052	Denominator 10c	
4	S-90261	Light Socket		1-X 20053	Denominator 25c	
5	111-027	Mach. Screw R.H. #8-32 x 5/16"		1-X 20054	Denominator 50c	
6	1BC 20158	Light Box Back Plate		1-X 20097	Denominator \$	
7	S-90199	6 Watt Fluorescent Light		1-X 20131	Denominator 1c	
8	1AX 20270	J.P. Loading Lock		1-X 20231	Denominator 6d	
9	111-026	Mach. Screw R.H. #8-32 x 1/4"		1-X 20142	Denominator 2/5	
10	1E 20019	Top Rear Casting		1-X 20217	Denominator 100	
11	111-020	F.H. Phillipps Screw #6-32 x 5/16"		1-X 20132	Denominator 2/25	
12	1AT 20076	Top Rear Casting Edge	39	2AS 6867	Clamp	
13	1B 10313	Back Door Lock Shim, Thin	40	1C 20133	Upper Front Casting	
	1B 10314	Back Door Lock Shim, Thick		1C 20354	Upper Front Casting 50c	
14	1AB 10598	ACE Lock, ANK Type		1C 20355	Upper Front Casting \$	
	1B 10597	Back Door Lock Shim	41	1K 20021	Escalator Glass	
15	1B2 636	Back Door Lock Plate	42	1Y 20202	Reel Window Ornament J.P. \$7.50	
16	144-039	Spring Washer 1/4"		1Y 20203	Reel Window Ornament J.P. \$15.00	
17	111-072	R.H. Screw 1/4-20 x 1/2"		1Y 20204	Reel Window Ornament J.P. \$37.50	
18	144-043	Lock Washer Int. #6		1Y 20221	Reel Window Ornament J.P. \$75.00	
19	1BF 20161	Glass Holder		1Y 20222	Reel Window Ornament J.P. \$150.00	
20	1BK 20298	Cork Packing		1Y 20210	Reel Window Ornament 3 Stars 200 coins	
21	5BF 591	Hex Nut		1Y 20260	Reel Window Ornament 3 Stars 300 coins	
22	144-028	Flat Washer 13/32" - 7/8" x 2m/m		1Y 20263	Reel Window Ornament J.P. 150 coins	
23	1BE 20160	Post (Light Box)		1Y 20220	Reel Window Ornament J.P. \$1.50	
24	2BH 20023	Lock Plate		1Y 20205-FR	Reel Window Ornament 4 Reel J.P. \$7.50	
25	1E1 20024	Locking Bracket		1Y 20206-FR	Reel Window Ornament 4 Reel J.P. \$15.00	
26	111-053	R.H. Screw #10-24 x 1 1/2"		1Y 20207-FR	Reel Window Ornament 4 Reel J.P. \$37.50	
27	1A 20049	Cabinet Assy.		1Y 20230-FR	Reel Window Ornament 4 Reel J.P. \$1500	
28	144-035	Spring Washer #10		43	1B 20365	Back Door Assy.
29	111-042	R.H. Screw #10-24 x 3/8"		44	1F1 10310	Handle Ball
30	133-011	Hex Nut #6-32		45	1F 8573	Complete Handle (Items 44-52-58)
31	S-90244	Starter Fluorescent Bayonet Type		46	2AC 20108	Carriage Bolt, #10-24 x 1 1/8"
32	111-023	R.H. Screw #6-32 x 1/4"		47	144-045	Lock Washer Int. # 10
33	1BB 20157	Light Box		48	133-014	Hex Nut #10-24
34	1BD	Bill Board Glass, as follows		49	1Z 20147	Name Plate 3 Star
	1BD 20219	"Double Award" \$3.00		1Z 20148	Name Plate 4 Star	
	1BD 20193	"Double Award" \$15.00		1Z 20146	Name Plate Bonanza Star	
	1BD 20194	"Double Award" \$30.00		1Z 20145	Name Plate Progressive Star	
	1BD 20195	"Double Award" \$75.00		1Z 20144	Name Plate Mad Money	
	1BD 20196	"Double Award" \$150.00		50	111-106	R.H. Phillipps Screw #8-32 x 1"
	1BD 20197	"Double Award" \$300.00		51	1P 20092	Money Bowl
	1BD 20227	"Double Award" \$3000		52	2CB 20117	Carriage Bolt 1/4-20 x 1 3/4"
	1BD 20226	"Double Award" 300 Coins		53	111-057	R.H. Screw #10-32 x 1 1/8"
	1BD 20164	"4 Star 10 J.P." \$25.00		54	144-024	Flat Washer 7/32" - 1/2" x 1.2m/m
	1BD 20200	"4 Star 10 J.P." \$50.00		55	1A2 20022	Cabinet Edge
	1BD 20201	"4 Star 10 J.P." \$125.00		56	1G 7411	Handle Bushing
	1BD 20224	"4 Star 10 J.P." 500 Coins		57	1AC 10005	Handle Bolt
	1BD 20228	"4 Star 10 J.P." \$5000		58	144-037	Spring Washer 3/8"
	1BD 20286	"Glücksstern"		59	111-026	R.H. Screw #8-32 x 1/4"
	1BD 20192	"4 Star" \$250		60	2DP 20211	Reject Chute Mounting Plate
	1BD 20198	"4 Star" \$500		61	1D 20001	Lower Casting
	1BD 20199	"4 Star" \$1250		62	111-027	R.H. Screw #8-32 x 5/16"
	1BD 20239	"4 Star" 250 Coins		63	1AG 20004	Side Guard Plate
	1BD 20234	"4 Star" 5000 Coins		64	1AF 20042	Payout Chute and Bracket
	1PD 20254	"Progressive"			20345	Payout Chute and Bracket, 1d 50c \$
	1BD 20162	"Bonanza"				
	1BD 20191	"Mad Money"				
	1BD 20262	"Bonanza" £				
	1BD 20362	3 Star 2JP				
35	111-086	F.H. Screw #8-32 x 5/16"				
36	1AN 20011	Escalator Glass Frame				
37	1AM 20016	Coin Entry Ring				
	1AM 20356	Coin Entry Ring, 50c				

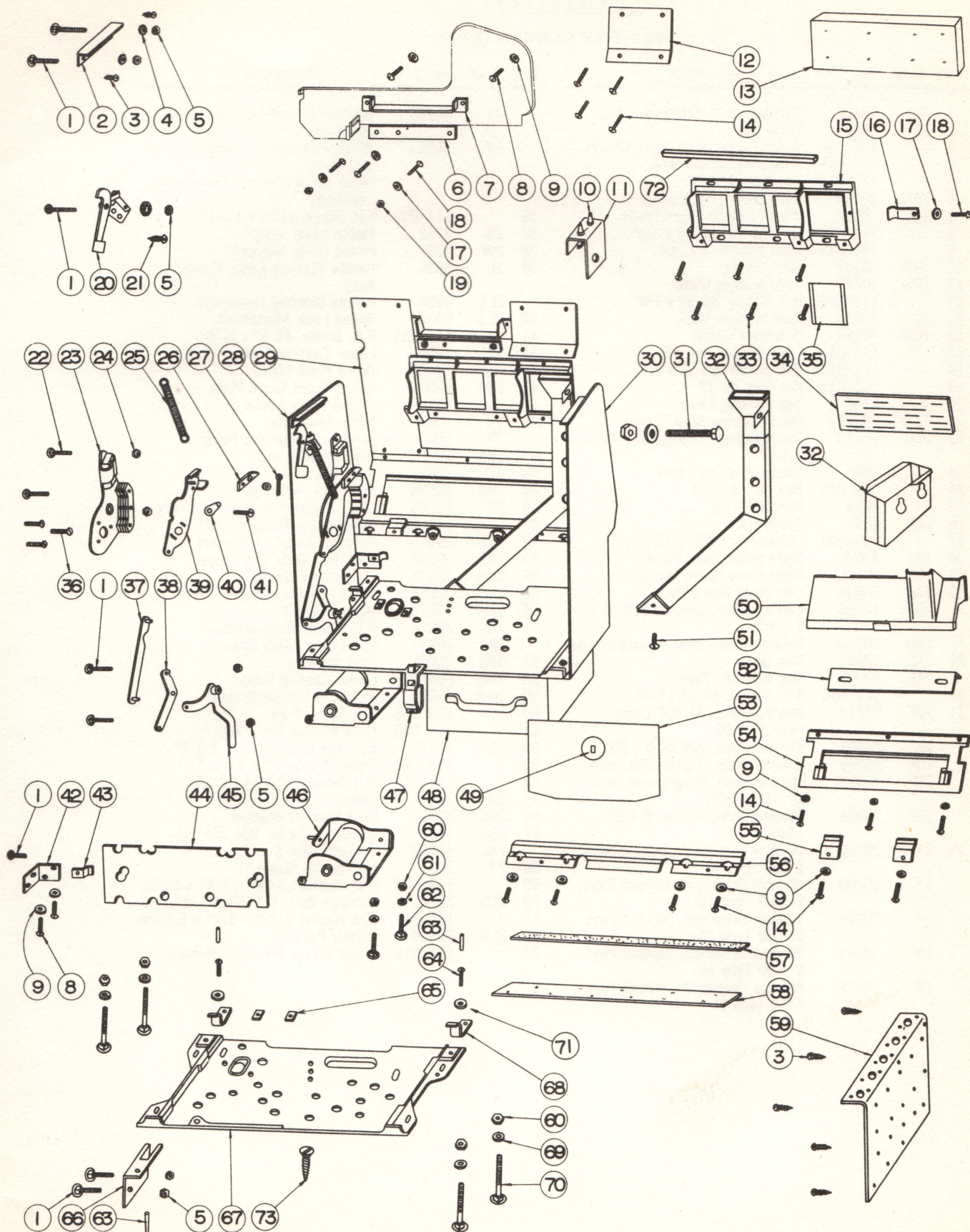


PARTS LIST ON REVERSE PAGE

PARTS LIST

21 BELL CABINET, OUTSIDE

Item Code	Parts No.	Description	Item Code	Parts No.	Description
1	111-037	Mach. Screw R.H. #8-32 x 3/8"	22	1R 8446	Reward Plate 7-7-7 Type 3 Jackpot (Without +20)
2	2AS 6867	Clamp			
3	1X-1 7624	Denominator Button 5c		1R 10464	Reward Plate 7-7-7 Type 2 Jackpot (+20)
	1X-1 7625	Denominator Button 10c			
	1X-1 7626	Denominator Button 25c		1R 10465	Reward Plate 7-7-7 Type 2 Jackpot (Without +20)
	1X-1 10019	Denominator Button 50c			
	1X-1 10466	Denominator Button \$		1R 9073-3	Reward Plate Reg. Bell Type 1 Jackpot (+20)
4	1X 10215	STAR Ornament			
5	1C 7905	Upper Front Casting 5c 10c 25c		1R 9073-2	Reward Plate Reg. Bell Type 1 Jackpt (Withouot +20)
	1C 10270	Upper Front Casting 50c			
	1C 10271	Upper Front Casting \$		1R 10417	Reward Plate 7-7-7 Hand Load Type 3 Jackpot (+20)
	1C 10435	Upper Front Casting, Hand Loading Type	22	1A 8458	Wooden Cabinet Only 5c 10c 25c
6	1E 7710	Top Rear Casting		1A 8464	Wooden Cabinet Only 50c \$
7	1AB 10598	ACE Lock, ANK Type	23	1D 8450	Lower Front Casting 5c 10c 50c \$
	1B 10597	Back Door Lock Shim	24	1G 7411	Handle Bushing
8	1B-2 636	Back Door Lock Plate	25	1AC 10005	Handle Bolt
9	144-039	Spring Washer 1/4"	26	1F 8573	Complete Handle (Includes 1AC, 1AD)
10	111-072	Mach. Screw R.H. 1/4-20 x 1/2"	27	1F1 10310	Handle Ball
11	1B-3 1794	Back Door Nut Shield	28	111-032	Mach. Screw. R.H. #8-32 x 1/2"
12	111-028	Mach. Screw R.H. #8-32 x 1"	29	2AP 713	Clamp
13	133-012	Hex Nut #8-32	30	1P 8720	Money Bowl
14	111-023	Mach. Screw R.H. #6-32 x 1/4"	31	1T 7921	Front Ornament-Left
15	1K-1 2679	Escalator Glass 5c 10c 25c	32	144-013	Flat Washer 7/32 - 1/2" x 1.2m/m
16	1Z 10216	SEGA Bell Name Plate	33	111-028	Mach. Screw R.H. #8-32 x 1"
17	1Y 9046	5c Window Ornament \$10.00	34	1N 8721	Money Bowl Apron
	1Y 9114	10c Window Ornament \$20.00	35	1L-1 10467	Jackpot Steel Plate (Blank) (Please specify amount of Jackpot)
	1Y 9115	25c Window Ornament \$50.00			
	1Y 8351	50c Window Ornament \$100.00		1M 8656	J.P. Glass Spacer
	1Y 10001	¥10 Window Ornament		1L 2836	J.P. Glass Blank 6m/m
	1Y 10308	Reel Window Ornament 7-7-7 200 Coins		1L 10427	J.P. Glass Blank 12m/m
18	133-014	Hex. Nut #10-24	36	1U 7912	Front Ornament-Center
19	1AA 475	Mach. Screw Chromed R.H.	37	1W 7920	Front Ornament-Right
20	144-045	Lock Washer Int. #10	38	1B 7416	Back Door
21	1R 9073-1	Reward Plate 7-7-7 Type 3 Jackpot (+20)	39	1K 2654	Escalator Glass Frame 5c 10c 25c
			40	111-053	R.H. Screw #10-24 x 1/2"

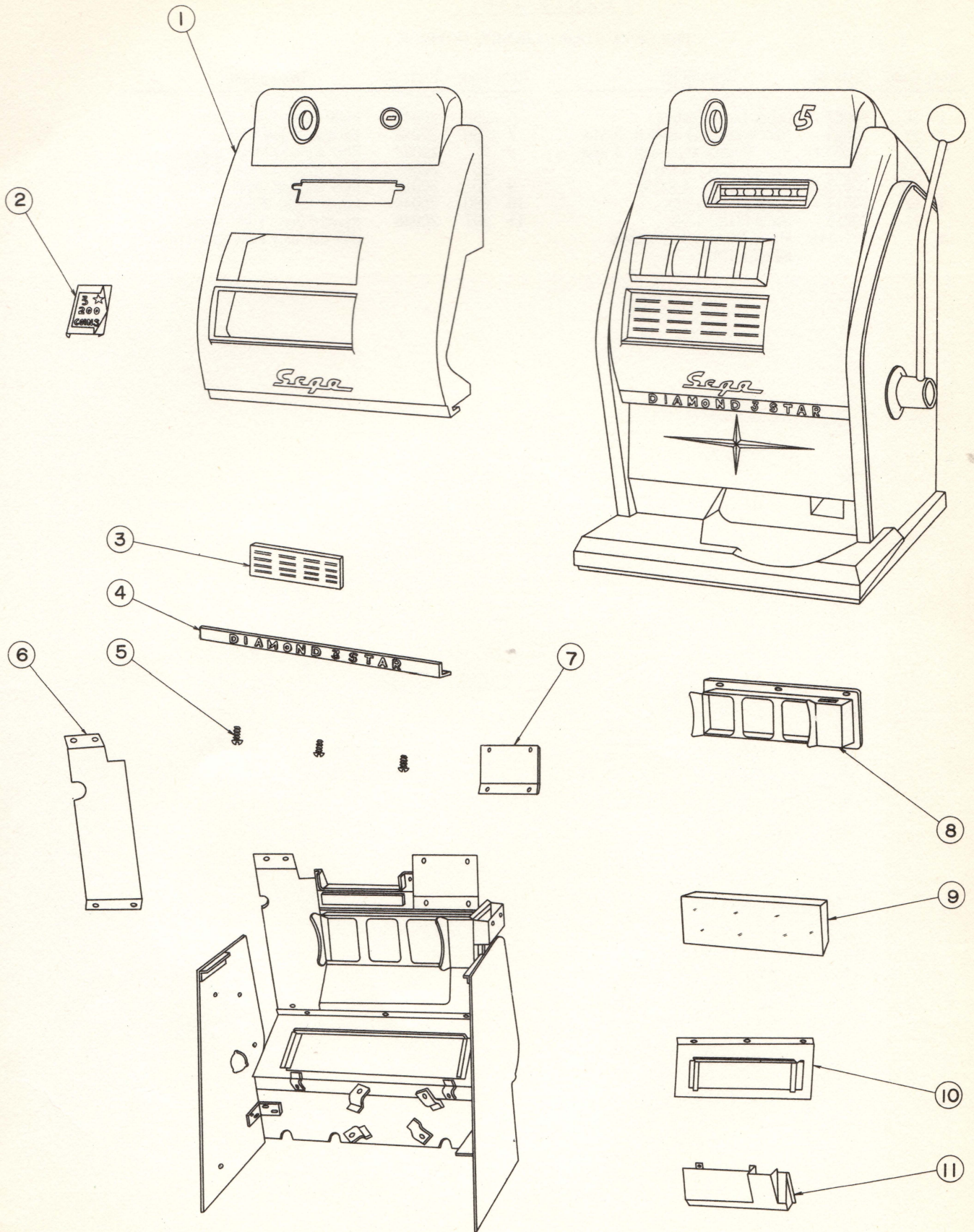


PARTS LIST ON REVERSE PAGE

PARTS LIST

SEGA STAR CABINET, INSIDE

Item Code	Parts No.	Description	Item Code	Parts No.	Description
1	2CA	20108 Carriage Bolt, #10-24 x 1 1/8"	1Y	20260	Window Ornament, 3 Star Pays 300 Coins
2	2E	20020 Guide Rail	1Y	20263	Window Ornament, Jackpot Pays 150 Coins
3		122-016 Wood Screw, R.H., 3.5 x 16m/m			*Also see 4 Star and Progressive sections
4		144-045 Lock Washer, Int. #10	36	111-091	F.H. Screw #12-24 x 3/4"
5		133-014 Hex Nut, #10-24	37	2S	2752 Piston Lever Upper
6	2BN	20038 Coin Chute Lite Bracket	38	2W	3091 Piston Lever Support
7	2BE	20012 Window Mask - Coin Chute	39	2L	5936 Handle Starting Lever Complete Assy.
8		111-037 R.H. Screw, #8-32 x 3/8"	2L1	5936	Handle Starting Lever only
9		144-044 Lock Washer, Int. #8	40	2L3	9032 Speed Lock Adjustment
12	2BO	20137 Guard Plate	41		111-035 R.H. Screw, #8-32 x 3/16"
13	2D	20141 Reel Window Glass	42	1AE	20002 Lower Casting Bracket (2 ea)
14		111-026 R.H. Screw, #8-32 x 1/4"	43	2BL	20030 Guard Plate Clamp
15	2C	20134 Reel Window Mask	44	2BK	20029 Lower Front Guard Plate
16	2CM	20139 Ornament Clamp	45	2X	2755 Piston Lever Lower
17		144-043 Lock Washer, Int. #6	46	2Y	2784 Pump Assembly
18		111-023 R.H. Screw, #8-32 x 1/4"	2Y	OWL-230	Leather Washer for Pump
19		133-011 Hex Nut, #6-32	47	2BM	20037 Mechanism Clamp
20	2F	2763 Top Locking Lever	48	2Z	20040 Cash Box
21	2J-1	20064 Handle Spring Hook Screw	49	1AB	10598 ACE Lock, ANK Type
22	2CC	20110 Carriage Bolt, Cromed #12-24 x 1 1/8"	50	2BT	20265 Light Shield (For Black Lite only)
23	2P	585 Handle Starting Lever	51		111-027 R.H. Screw, #8-32 x 5/16"
24		133-015 Hex Nut, #12-24	52	2BS	20045 Reward Glass Lite Bracket
25	2J	6464 Handle Spring	53	2AA	20039 Cash Box Door (Door only)
26	2L2	9031 Speed Lock	54	2BU	20135 Lower Lite Bracket
27		155-006 Cotter Pin 3/32" x 1/2"	55	2EF	20080 Light Bracket Clamp
28	2AJ	20036 Right Hand Guard Plate	56	1AW	20079 Glass Bracket
29	2BP	20136 Right Front Guard Plate	1AK	20026	R.H. Lower Glass Bracket
30	2AK	20035 Left Hand Guard Plate	1AL	20027	L.H. Lower Glass Bracket
31	2DK	10355 Carriage Bolt, Cromed #10-24 x 1 1/4"	57	1AR	20055 Cork Packing
32	2DN	20210 Reject Chute (Used in place of cup)	58	1AO	20018 Lower Casting Glass
32	2AE	20047 Slug Box	59	2BW	20050 Ballast & Starter Bracket
	2AE	20091 Slug Box J.P. Type	60		133-008 Hex Nut 1/4-20
33		111-038 R.H. Screw, #8-32 x 5/8"	61		144-040 Lock Washer Int. 1/4"
34	2BF	20274 Reward Glass, 3S 300 Coins (w/o JP) ('60)	62	2BC	20117 Carriage Bolt 1/4-20 x 1 3/4"
	2BF	20361 Reward Glass, 2JP (w/o +20)	63		155-009 Taper Pin, 5/32" x 13/32"
	2BF	20266 Reward Glass, 3 Star 200 Coins	64		111-052 R.H. Screw, #10-24 x 7/16"
	2BF	20353 Reward Glass, Progressive, w/o JP = 150 Coins	65	2AP	713 Clamp
	2BF	20351 Reward Glass, 4 Star JP +25 (Auto JP)	66	2AC1	10012 Base Support Bracket
35	1Y	20202 Window Ornament, Jackpot Pays \$7.50 Type 5c	67	2AC	7901 Cabinet Base 5c 10c 25c 50c
	1Y	20203 Window Ornament, Jackpot Pays \$15.00 Type 10c	2AC	10243	Cabinet Base \$
	1Y	20204 Window Ornament, Jackpot Pays \$37.50 Type 25c	68	2T	742 Mechanism Clamp
	1Y	20221 Window Ornament, Jackpot Pays \$75.00 Type 50c	69		144-003 Flat Washer, 5/16" - 3/4" x 1m/m
	1Y	20222 Window Ornament, Jackpot Pays \$150 Type \$	70	2CD	20111 Carriage Bolt, 1/4-20 x 5/8"
			71		144-013 Flat Washer 7/32" - 1/2" x 1.2m/m
			72	2CG	20114 Rubber Packing
			73		122-012 Wood Screw, FH 4.1 x 25 m/m



PARTS LIST ON REVERSE PAGE

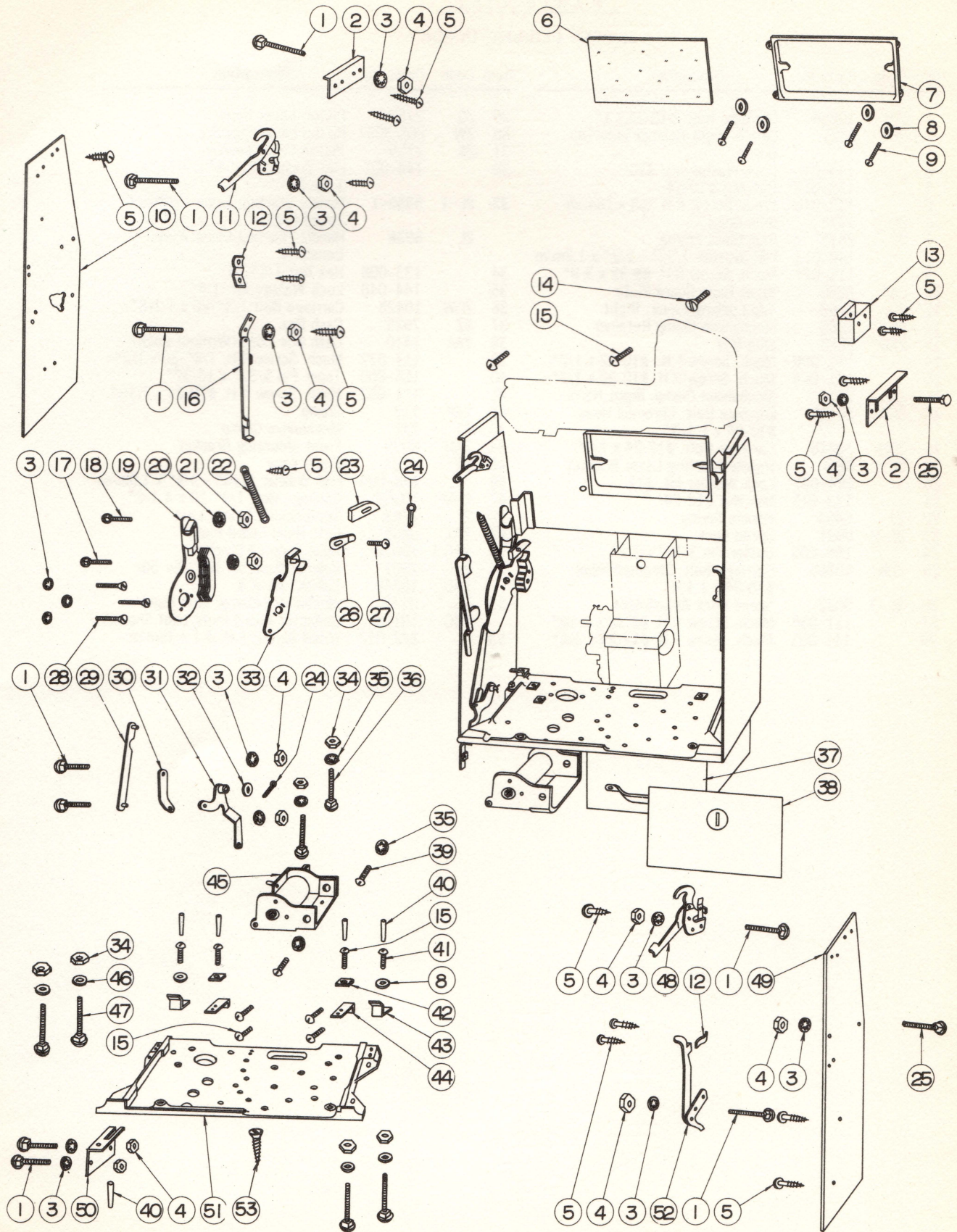
SEGA PARTS CATALOG

SECTION 2 PAGE 3

PARTS LIST

1959 SEGA STAR CABINET, OUTSIDE

Item Code	Parts No.	Description	Item Code	Parts No.	Description		
1	1C	20007	Upper Front Casting	6	2BP	20044	Right Front Guard Plate
2	1Y	20041	Reel Window Ornament, 3 Star	7	2BO	20043	Escalator Guard Plate
	1Y	20063-FR	Reel Window Ornament, 4 Star	8	2C	20008	Reel Window Mask, 3 Reeler
3	2BF	20013	Reward Glass, 3-Reeler		2C	20009-FR	Reel Window Mask, 4 Reeler
	2BF	20077-FR	Reward Glass, 4-Reeler	9	2D	20010	Reel Window Glass
4	1Z	20014	Name Plate, 3-Star	10	2BU	20048	Lower Light Bracket
	1Z	20015	Name Plate, 4-Star	11	2BT	20046	Reward Glass Light Shield (For use only with black lite)
5		111-116	Mach. Screw R.H. Phillipps #8-32 x 1/4"				



PARTS LIST ON REVERSE PAGE

PARTS LIST

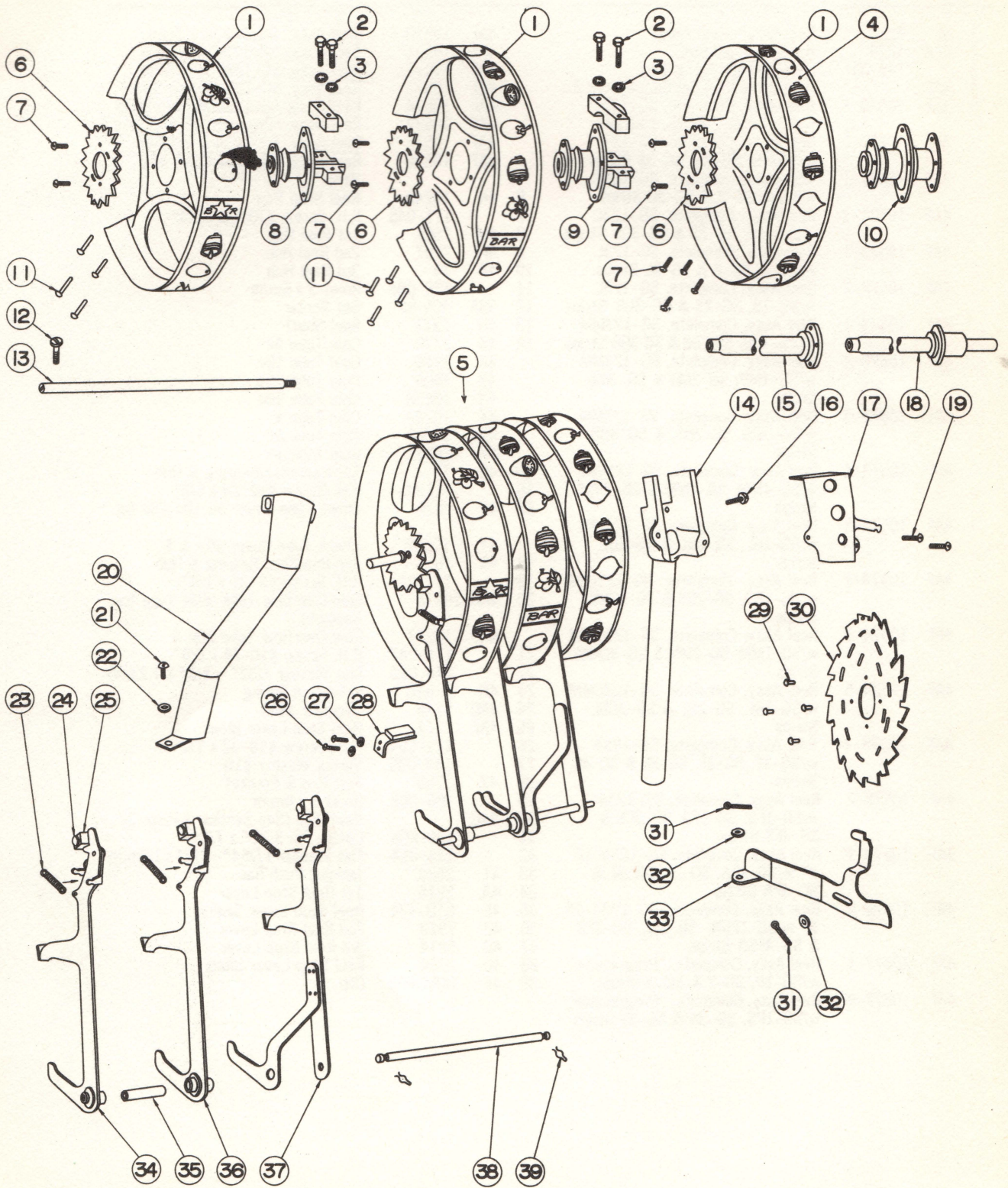
21 BELL CABINET, INSIDE

Item Code	Parts No.	Description	Item Code	Parts No.	Description
1	2DJ 10354	Carriage Bolt, #10-24 x 1"	29	2S 2752	Piston Lever Upper
2	2E 6821	Left & Right Cabinet Side Top Guard	30	2W FOK-3091	Piston Lever Support
3	144-045	Lock Washer Int. #10	31	2X 2755	Piston Lever Lower
4	133-014	Hex Nut #10-24	32	144-007	Flat Washer 21/64" x 9/16" x 1.2m/m
5	122-016	Wood Screw R.H. 3.5 x 16m/m	33	2L-1 5936-1	Handle Starting Lever (Without Speed Lock)
6	2D 1778	Reel Glass		2L 5936	Handle Starting Lever Assy. Complete
7	2C 2515	Reel Glass Frame	34	133-008	Hex Nut 1/4"-20
8	144-013	Flat Washer 7/32" - 1/2" x 1.2m/m	35	144-040	Lock Washer Int. 1/4"
9	111-037	Mach. Screw R.H. #8-32 x 3/8"	36	2DW 10428	Carriage Bolt 1/4"-20 x 1 1/8"
10	2AK 6866	Right Hand Guard Plate	37	2Z 7925	Cash Box
11	2G 2762	Top Locking Lever, Right	38	2AA 1410	Cash Box Door (Without Lock)
12	2K 1069	Mechanism Clamp Retainer	39	111-072	Mach. Screw R.H. 1/4"-20 x 1/2"
13	2AE 2658	Slug Box	40	155-009	Taper Pin 5/32" x 13/32"
14	111-090	Mach. Screw F.H. #10-32 x 1/2"	41	111-052	Mach. Screw R.H. #10-24 x 7/16"
15	111-064	Mach. Screw R.H. #10-32 x 1/2"	42	2AP 713	Clamp
16	2M 2147	Mechanism Clamp, Right Hand	43	2T 742	Mechanism Clamp
17	2CC 20110	Carriage Bolt, Chromed Head, #12-24 x 1 1/8"	44	2AU 9029	Front Mounting Bracket
18	2DU 10416	Carriage Bolt, #12-24 x 7/8"	45	2Y 2784	Pump Assy
19	2P 585	Handle Starting Lever Bracket	46	144-003	Flat Washer 5/16" - 3/4" x 1.0m/m
20	144-047	Lock Washer Int. #12	47	2DM 10357	Carriage Bolt 1/4"-20 x 4 1/2"
21	133-015	Hex Nut #12-24	48	2F 2763	Top Locking Lever, Left
22	2J 6464	Handle Spring	49	2AJ 6865	Left Hand Guard Plate
23	2L-2 9031	Speed Lock	50	2AC-1 10012	Base Support Bracket
24	155-006	Cotter Pin 3/32" x 1/2"	51	2AC 7901	Cabinet Base 5c 10c 25c 50c
25	2DK 10355	Carriage Bolt, Chromed Head #10-24 x 1 1/4"		2AC 10243	Cabinet Base \$
26	2L-3 9032	Speed Lock Adjustment	52	2N 2143	Mechanism Clamp, Left Hand
27	111-035	Mach. Screw R.H. #8-32 x 3/16"		2BC 10128	Collector Guard Plate (Not Shown)
28	111-091	Mach. Screw F.H. #12-24 x 3/4"	53	122-012	Wood Screw, F.H. 4.1 x 25m/m

PARTS LIST

LEFT INSIDE MECHANISM

Item	Code	Parts No.	Description	Item	Code	Parts No.	Description
1	3AR	9118	Disc Stop Lever	3BE	10507	6d Service Post-Adjustable	
2		155-006	Cotter Pin 3/32" x 1/2"	48	144-044	Lock Washer #8	
3	3U	1135	Fiber Washer (2 ea)	49	133-012	Hex Nut #8-32	
4	3U	1491	Coin Overflow Push Lever 5c 10c 25c	50	3BK	10112	Coin Guard
	3U	10250	Coin Overflow Push Lever 50c	51	3C	6758	5c Payout Slide Cover
	3U	10237	Coin Overflow Push Lever \$	3C	7393	10c Payout Slide Cover	
5	3BC	7601	Lower Coin Chute 5c 10c 25c 6d 1c	3C	6760	25c Payout Slide Cover	
	3BC	10242	Lower Coin Chute 50c \$	3C	10240	50c Payout Slide Cover	
6		144-034	Spring Washer #8	3C	10241	\$ Payout Slide Cover	
7		111-032	R.H. Screw #8-32 x 1/2"	3C	10505	1c 6d Payout Slide Cover	
8	3AP	3341	Extension Spring	52	3B6	7474	5c Top Payout Slide
9	3BD	DE-11	Shoulder Screw	3B6	7514	10c Top Payout Slide	
10		111-042	R.H. Screw #10-24 x 3/8"	3B6	7518	25c Top Payout Slide	
11		144-035	Spring Washer #10	3B6	3697	50c Top Payout Slide	
12	3AZ	8337	Payout Guide & Bracket	3B6	10266	\$ Top Payout Slide	
13	3AU	2721	Disc Stop Lever Pin	3B6	10504	6d, 1c Top Payout Slide	
14	3AS	6474	Torsion Spring	53	3B5	1420	5c 14-18 Payout Slide
15	3AT	6473	Disc Stop Lever Inner	3B5	3690	10c 14-18 Payout Slide	
16	3AC	2825	Bumper Plate	3B5	1430	25c 14-18 Payout Slide	
17		144-044	Lock Washer Int. #8	3B5	3696	50c 14-18 Payout Slide	
18		111-026	R.H. Screw #8-32 x 1/4"	3B5	10265	\$ 14-18 Payout Slide	
19	3F	8398	Reel Operating Lever	3B5	10305	1c 14-18 Payout Slide	
	3F	10278	Reel Operating Lever 50c \$	54	3B4	3392	6d 14-18 Payout Slide
20	3AG	3793	Push Bar Spring	3B4	3398	5c 10 Payout Slide	
21	3H	8173	Extension Spring & Clip	3B4	3398	10c 10 Payout Slide	
22	3G	10654	Extension Spring & Clip	3B4	3395	25c 10 Payout Slide	
23		144-015	Flat Washer 17/64" - 1/2" x 0.5m/m	3B4	3695	50c 10 Payout Slide	
24	3AF	4866	Payout Slide Push Bar 5c 10c 25c	3B4	10264	\$ 10 Payout Slide	
	3AF	10279	Payout Slide Push Bar 50c \$	3B4	10304	1c 10 Payout Slide	
25	3Y	2663	Leather Bumper	3B4	10402	6d 10 Payout Slide	
26	3Z	2648	Square Washer (For Leather)	55	3B3	6830	5c 5 Payout Slide
27		111-052	R.H. Screw #10-24 x 7/16"	3B3	6842	10c 5 Payout Slide	
28	3E	7463	Jackpot Trip Lever & Bracket	3B3	6844	25c 5 Payout Slide	
29	3AA	6875	Payout Push Back Lever	3B3	7438	50c 5 Payout Slide	
30	3BH	57	Payout Push Back Lever Pin	3B3	10263	\$ 5 Payout Slide	
31	3BA	AGV-80	Shoulder Screw	3B3	10303	1c 5 Payout Slide	
32	3AY	2782	Left Hand Side Frame	3B3	10401	6d 5 Payout Slide	
33		111-045	R.H. Screw #10-24 x 3/4"	56	3B2	7610	5c Bottom Slide
34		144-035	Spring Washer #10	3B2	7633	10c Bottom Slide	
35		144-014	Flat Washer 17/64 - 1/2" x 1.2m/m	3B2	7613	25c Bottom Slide	
36	3AX	2843	Reel Timing Lever Connecting Link	3B2	7435	50c Bottom Slide	
37	3BE	8497-1	5c Service Post (2 ea)	3B2	10262	\$ Bottom Slide	
	3BE	8497-2	10c Service Post (2 ea)	3B2	10503	6d, 1c Bottom Slide	
	3BE	8497-3	25c Service Post (2 ea)	57	3B1	1005	5c Safety Slide
	3BE	8497-4	50c Service Post (2 ea)	3B1	4282	10c Safety Slide	
	3BE	8497-5	\$ Service Post (2 ea)	3B1	1007	25c Safety Slide	
	3BE	8497-6	1c Service Post (4 ea)	3B1	10300	1c Safety Slide	
	3BE	10506	6d Service Post (2 ea)	3B1	10502	6d Safety Slide	
38		111-055	R.H. Screw #10-32 x 3/8"	58	3B7	10297	Payout Slide Wiper
40	3BG	2680	Payout Slide Bumper	59			Clamp Supplied with item 32
41	3B6	3809	Top Slide Spring	60		111-054	R.H. Screw #10-24 x 5/8"
42	3B5	570	14-18 Slide Spring	61		144-035	Spring Washer #10
43	3B2	7439	Bottom Slide Spring 5c 25c 50c \$	62	3AW	2765	Reel Timing Lever
	3B2	1084	Bottom Slide Spring 10c 6d 1c	63	3AJ	160	Extension Spring
44	3B1	2725	Safety Slide Spring	64	3AH	7062	Payout Slide Stop Lever
45	3D	3439	Payout Slide Stop 5c 10c 25c 6d 1c	3AH	10281	Payout Slide Stop Lever 50c \$	
	3D	10227	Payout Slide Stop 50c \$	65		111-042	R.H. Screw #10-24 x 3/8"
46		111-023	R.H. Screw #6-32 x 1/4"	66		144-035	Spring Washer #10
47	3BE	10315	5c Service Post-Adjustable	67	3AK	444	Timing Lever Support
	3BE	10319	10c Service Post-Adjustable	68	3A	7902	Mechanism Base
	3BE	10320	25c Service Post-Adjustable	3A	10611	Mechanism Base 50c E. Penny	
	3BE	10322	50c Service Post-Adjustable	3A	10659	Mechanism Base \$	
	3BE	10323	\$ Service Post-Adjustable	69	3BM	10135	Base Hole Cover
				70		144-044	Lock Washer Int. #8
				71		111-037	R.H. Screw #8-32 x 3/8



PARTS LIST ON REVERSE PAGE

SEGA PARTS CATALOG

SECTION 4 PAGE 1

PARTS LIST

INSIDE MECHANISM AND REEL ASSEMBLIES

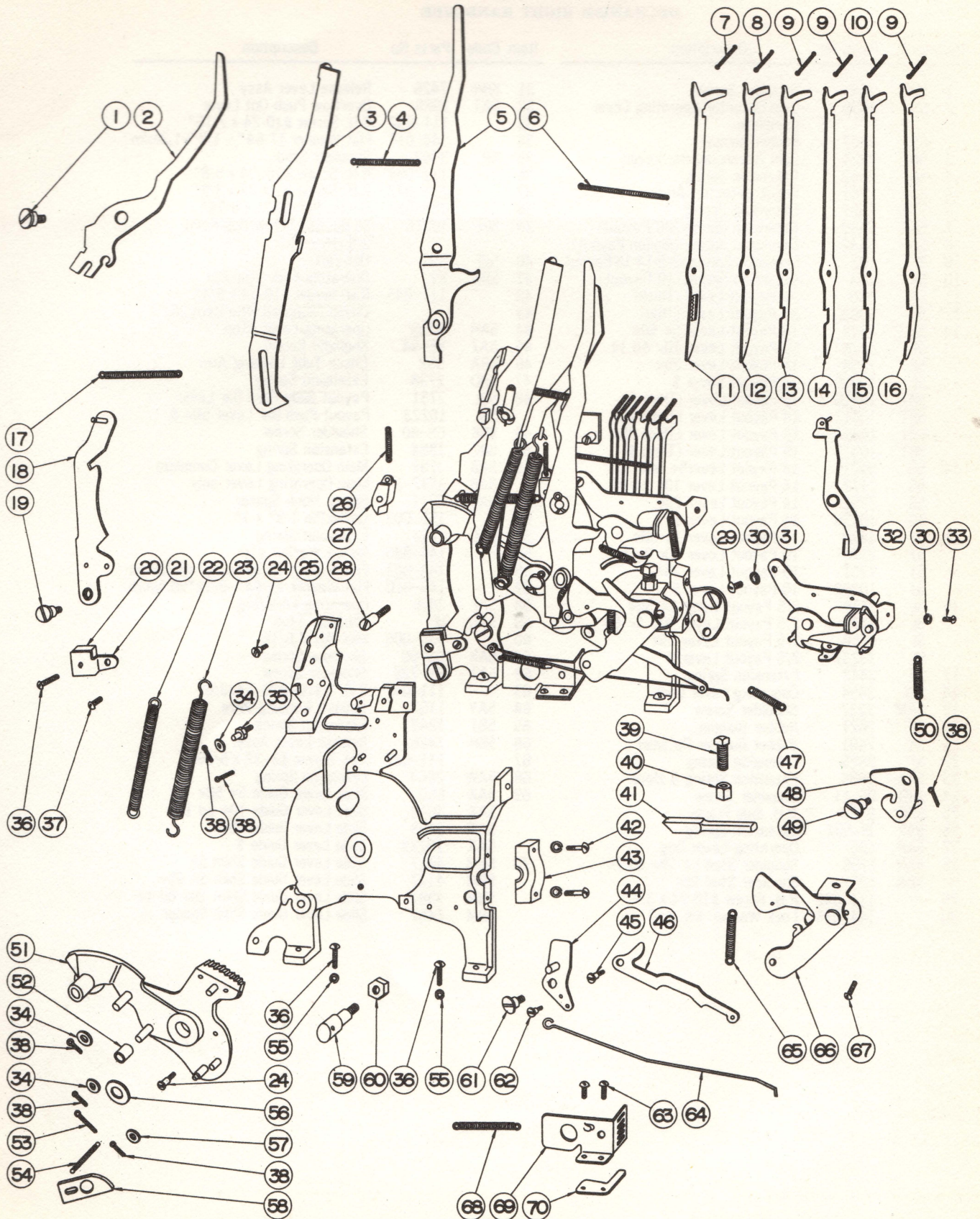
Item Code	Parts No.	Description	Item Code	Parts No.	Description
1	4L 722	Reel (Single Unit Only)	4AF	10570	Reel Assy, SG-123 w/o Strip
2	4AA 1379	Hexagon Head Bolt	4AF	10571	Reel Assy, SG-123C w/o Strip
3	144-047	Lock Washer, Int. # 12	4AF	10572	Reel Assy, SG-123L w/o Strip
4	4AK	Reel Strip (See Section 4 Page 3)	4AF	10573	Reel Assy, SG-123MM w/o Strip
5	4AF 10570-1	Reel Assy, Complete, SG-123 w/SG-1, SG-2 & SG-3 Strips	4AF	10574	Reel Assy, SG-123CMM w/o Strip
	4AF 10570-2	Reel Assy, Complete, SG-123 w/SG-1S, SG-2S, SG-3S Strips	4AF	10577	Reel Assy, "Progressive" w/o Strip
	4AF 10571-1	Reel Assy, Complete, SG-123C w/SG-1 SG-2 & SG-3C Strips	4AF	10575	Reel Assy, SG-1234 w/o Strip
	4AF 10571-3	Reel Assy, Complete, SG-123C w/S G-1S, SG-2S & SG-3CS Strips	4AF	10576	Reel Assy, SG-1234-10JP w/o Strip
	4AF 10572-1	Reel Assy, Complete, SG-123L w/SG-1, SG-2 & SG-3L Strips	6	4K 10249	Reel Stop Star
	4AF 10572-2	Reel Assy, Complete, SG-123L w/SG-1S, SG-2S & SG-3LS Strips	7	111-048	R.H. Screw #10-24 x 1/4"
	4AF 10573-1	Reel Assy, Complete, SG-123MM w/SG-1BB, SG-2BB & SG-3BB Strips	8	4M 2506	1st Reel Hub
	4AF 10573-2	Reel Assy, Complete, SG-123MM w/SG-1MB, SG-2MB & SG-3MB Strips	9	4N 2507	2nd Reel Hub
	4AF 10573-3	Reel Assy, Complete, SG-123MM w/SG-1BS, SG-2BS, & SG-3BS Strips	10	4P 34	3rd Reel Hub
	4AF 10573-4	Reel Assy, Complete, SG-123MM w/SG-1MM, SG-2MM & SG-3MM Strips	11	166-008	Rivet 3 x 6m/m
	4AF 10573-5	Reel Assy, Complete, SG-123MM w/SG-1BL, SG-2BL & SG-3BL Strips	12	3BA AGV 80	Set Screw
	4AF 10574-1	Reel Assy, Complete, SG-123CMM w/SG-1BS, SG-2BS & SG-3CBS Strips	13	4H 7913	Reel Shaft
	4AF 10574-3	Reel Assy, Complete, SG-123CMM w/SG-1MM, SG-2MM & SG-3CMM Strips	14	4X 2770	Coin Tube 5c
	4AF 10574-5	Reel Assy, Complete, SG-123CMM w/SG-1BL, SG-2BL & SG-3CBL Strips		4X 2910	Coin Tube 10c
	4AF 10575-1	Reel Assy, Complete, SG-1234 w/SG-1F, SG-2F, SG-3F & SG-4F Strips		4X 2900	Coin Tube 25c
	4AF 10575-2	Reel Assy, Complete, SG-1234 w/SG-1FS, SG-2FS, SG-3FS & SG-4FS Strips		4X 10238	Coin Tube 50c
	4AF 10576-1	Reel Assy, Complete, SG-1234-10 JP w/SG-1FA, SG-2F, SG-3F & SG-4FA Strips		4X 10244	Coin Tube \$
	4AF 10576-2	Reel Assy, Complete, SG-1234-10 JP w/SG-1FSA, SG-2FS, SG-3FS & SG-4FSA Strips		4X 10508	Coin Tube 6d
	4AF 10577-1	Reel Assy, Complete, "Progressive" w/SG-1P, SG-2 & SG-3 Strips		4X 10301	Coin Tube 1c
	4AF 10577-2	Reel Assy, Complete, "Progressive" w/SG-1PS, SG-2S & SG-3S Strips	15	4R 77	1st Reel Disc Bearing & Hub
			16	111-054	R.H. Screw #10-24 x 5/8"
			17	4Y 2676	Check Tube Cover 5c 10c 25c 6d 1c
				4Y 10652	Check Tube Cover 50c & \$
			18	4S 76	2nd Reel Disc Bearing & Hub
			19	111-023	R.H. Screw #6-32 x 1/4"
			20	4AH 10218	Coin Overflow Tube (Flat Type for Jackpot)
				4AH 10247	Coin Overflow Tube 50c \$
			21	111-042	R.H. Screw #10-24 x 3/8"
			22	144-013	Flat Washer 7/32" - 1/2" x 1.2m/m
			23	4G D-620	Extension Spring
			24	4AD 5170	Shoulder Stud
			25	4AE 5171	Reel Stop Lever Block
			26	111-C64	R.H. Screw #10-32 x 1/2"
			27	144-035	Spring Washer #10
			28	4Z 2750	Felt Pad & Bracket
			29	166-008	Rivet 3 x 6m/m
			30	4AG	Reel Disc (See Section 4 Page 3)
			31	155-006	Cotter Pin 3/32" x 1/2"
			32	144-014	Flat Washer 17/64" - 1/2" x 1.2m/m
			33	4T 2823	Jackpot Push Bar
			34	4A 5215	1st Reel Stop Lever
			35	4E STD-734	Reel Stop Lever Spacer
			36	4B 7919	2nd Reel Stop Lever
			37	4C 5214	3rd Reel Stop Lever
			38	4D 2724	Reel Stop Lever Shaft
			39	4F BDM-662	Clip

REEL STRIP TABLE

REEL STRIP PRINTED NO.	REEL STRIP PART NO.	LEMON (NINE)	CHERRY (TEN)	ORANGE (JACK)	PLUM (QUEEN)	BELL (KING)	MELON (ACE)	BAR (GOLD)	STAR	7 (SPADE)	M-M FACE	\$	£	STRAWBERRY	REEL STRIP PRINTED NO.	REEL STRIP PART NO.	LEMON (NINE)	CHERRY (TEN)	ORANGE (JACK)	PLUM (QUEEN)	BELL (KING)	MELON (ACE)	BAR (GOLD)	STAR	7 (SPADE)	M-M FACE	\$	£	ADVANCE BONUS	
SG-1	4AK-10090	1	3	6	7	1	1	1	(1)						SG-1B	4AK-20373	-1	2	6	7	1	1	1						1	
PK-1	4AK-10849	1	3	6	7	1	1	1	(1)						PK-1B	4AK-20444	1	2	6	7	1	1	1						1	
SG-1S	4AK-20056	1	3	6	7	1	1	1	(1)						SG-1FS	4AK-20059	1	3	8	5	1	-	1	1					1	
PK-1S	4AK-20430	1	3	6	7	1	1	1	(1)						PK-1FS	4AK-20454	1	3	8	5	1	-	1	1					1	
SG-1PS	4AK-20233	1	2	6	7	2	1	1	(1)						SG-1FSA	4AK-20126	-	3	8	5	1	-	1	2					1	
PK-1PS	4AK-20450	1	2	6	7	2	1	1	(1)						PK-1FSA	4AK-20462	-	3	8	5	1	-	1	2					1	
SG-1CK	4AK-20424	-	3	4	3	1	1	1						7	BB-1	4AK-10712	-	3	7	7	1	-	2						1	
SG-1K	4AK-20381	-	3	5	4	1	1	1						5	SG-1E	4AK-10588	1	2	7	6	3	-	1						1	
SG-1BL	4AK-20244	1	3	6	6	1	1	1	(1)					1	SG-1EL	4AK-10543	-	3	7	6	3	-	1						1	
PK-1BL	4AK-20438	1	3	6	6	1	1	1	(1)					1	SG-1BR	4AK-20515	1	3	6	6	1	1	(1)						1	
SG-1BS	4AK-20153	1	3	6	6	1	1	1	(1)					1																1
SG-1MM	4AK-20122	1	3	6	6	1	1	1	(1)					1															1	
PK-1MM	4AK-20441	1	3	6	6	1	1	1	(1)					1															1	
SG-2	4AK-10091	-	7	4	3	4	1	1	(1)						PK-2MM	4AK-20442	-	6	4	3	4	1	1	(1)					1	
PK-2	4AK-10850	-	7	4	3	4	1	1	(1)						SG-2BR	4AK-20516	-	6	4	3	4	1	1	(1)					1	
SG-2S	4AK-20057	-	7	4	3	4	1	1	(1)						SG-2B	4AK-20389	-	7	4	3	4	1	1							1
PK-2S	4AK-20431	-	7	4	3	4	1	1	(1)						PK-2B	4AK-20445	-	7	4	3	4	1	1							1
BB-2	4AK-10713	-	7	5	2	5	-	1							SG-2FS	4AK-20060	-	8	1	1	7	-	2	1						1
SG-2K	4AK-20382	-	1	4	3	4	1	1						6	PK-2FS	4AK-20455	-	8	1	1	7	-	2	1						1
SG-2BL	4AK-20245	-	6	4	3	4	1	1	(1)					1	SG-2E	4AK-10544	-	6	6	4	3	-	1							1
PK-2BL	4AK-20439	-	6	4	3	4	1	1	(1)					1																1
SG-2BS	4AK-20154	-	6	4	3	4	1	1	(1)					1																1
SG-2MM	4AK-20123	-	6	4	3	4	1	1	(1)					1																1
SG-3	4AK-10092	7	-	1	2	8	1	1	(1)						PK-3FS	4AK-20456	-	-	7	8	3	-	1	1						1
SG-3S	4AK-20058	7	-	1	2	8	1	1	(1)						SG-3XS	4AK-20468	4	-	3	3	8	1	1	(1)						1
SG-3C	4AK-10187	9	-	1	2	6	1	1	(1)						PK-3XS	4AK-20469	4	-	3	3	8	1	1	(1)						1
SG-3CS	4AK-20066	9	-	1	2	6	1	1	(1)						SG-3X	4AK-10890	4	-	3	3	8	1	1	(1)						1
SG-3L	4AK-10186	5	-	2	3	8	1	1	(1)						PK-3X	4AK-10891	4	-	3	3	8	1	1	(1)						1
PK-3L	4AK-10889	5	-	2	3	8	1	1	(1)						SG-3VBL	4AK-20470	6	-	2	3	6	1	1	(1)						1
SG-3LS	4AK-20067	5	-	2	3	8	1	1	(1)						PK-3VBL	4AK-20471	6	-	2	3	6	1	1	(1)						1
PK-3LS	4AK-20467	5	-	2	3	8	1	1	(1)						SG-3VM	4AK-20474	6	-	2	3	6	1	1	(1)						1
BB-3	4AK-10714	8	-	2	3	6	-	1							PK-3VM	4AK-20475	6	-	2	3	6	1	1	(1)						1
SG-3K	4AK-20383	5	-	1	2	2	1	1						8	SG-3WBL	4AK-20472	5	-	3	3	6	1	1	(1)						1
SG-3LBL	4AK-20418	5	-	2	3	7	1	1	(1)					1	PK-3WBL	4AK-20473	5	-	3	3	6	1	1	(1)						1
PK-3LBL	4AK-20440	5	-	2	3	7	1	1	(1)					1	SG-3WM	4AK-20476	5	-	3	3	6	1	1	(1)						1
SG-3LBS	4AK-20419	5	-	2	3	7	1	1	(1)					1	PK-3WM	4AK-20477	5	-	3	3	6	1	1	(1)						1
SG-3LMM	4AK-20417	5	-	2	3	7	1	1	(1)					1	SG-3VU	4AK-20478	8	-	2	3	5	1	1							1
PK-3LMM	4AK-20443	5	-	2	3	7	1	1	(1)					1	PK-3VU	4AK-20479	8	-	2	3	5	1	1							1
SG-3CBL	4AK-20294	9	-	1	2	5	1	1	(1)					1	SG-3WU	4AK-20480	7	-	3	3	5	1	1							1
SG-3CMM	4AK-20235	9	-	1	2	5	1	1	(1)					1	PK-3WU	4AK-20481	7	-	3	3	5	1	1							1
SG-3E	4AK-10590	5	-	3	4	7	-	1							SG-3VP	4AK-20482	7	-	1	3	7	1	1	(1)						1
SG-3CBS	4AK-20236	9	-	1	2	5	1	1	(1)					1	PK-3VP	4AK-20483	7	-	1	3	7	1	1	(1)						1
SG-3CB	4AK-20421	8	-	1	1	8	1	1							SG-3WP	4AK-20484	6	-	2	3	7	1	1	(1)						1
SG-3LB	4AK-20428	5	-	2	3	8	1	1							PK-3WP	4AK-20485	6	-	2	3	7	1	1	(1)						1
PK-3LB	4AK-20446	5	-	2	3	8	1	1							SG-3BS	4AK-20155	7	-	1	2	7	1	1	(1)						1
SG-3W	4AK-10848	6	-	3	3	6	1	1	(1)						SG-3MM	4AK-20124	7	-	1	2	7	1	1	(1)						1
PK-3W	4AK-10851	6	-	3	3	6	1	1	(1)						SG-3EL	4AK-10545	3	-	3	4	8	-	2							1
SG-3WS	4AK-20429	6	-	3	3	6	1	1	(1)						SG-3BR	4AK-20517	9	-	1	2	5	1	1	(1)						1
PK-3WS	4AK-20432	6	-	3	3	6	1	1	(1)						SG-3B	4AK-20390	7	-	1	2	8	1	1							1
SG-3VS	4AK-20451	6	-	1	3	8	1	1	(1)																					1
SG-3FS	4AK-20061	-	-	7	8	3	-	1	1																					1
SG-4LFS	4AK-20453	1	-	7	7	4	-	-	1						PK-4VFS	4AK-20491	1	-	4	7	3	-	-	5						1
PK-4LFS	4AK-20457	1	-	7	7	4	-	-	1						SG-4WFS	4AK-20492	-	-	5	5	5	-	-	5						1
SG-4LFS	4AK-20461	-	-	4	7	4	-	-	5						PK-4WFS	4AK-20493	-	-	5	5	5	-	-	5						1
PK-4LFS	4AK-20463	-	-	4	7	4	-	-	5						SG-4FS	4AK-20062	9	-	4	5	1	-	-	1						1
SG-4VFS	4AK-20486	4	-	7	5	3	-	-	1						SG-4FSA	4AK-20127	5	-	4	5	1	-	-	5						1
PK-4VFS	4AK-20487	4	-	7	5	3	-	-	1																					1
SG-4WFS	4AK-20488	-	-	7	7	5	-	-	1																					1
PK-4WFS	4AK-20489	-	-	7	7	5	-	-	1																					1
SG-4VFS	4AK-20490	1	-	4	7	3	-	-	5																					1

REEL ASSY. TABLE (No. 2)

REEL ASSY. (w/o STRIP)				REEL ASSY., COMPLETE				REEL STRIPS				USED FOR										REFER ENGRG. LAYOUT DATA
PART. NO.	1ST DISC	2ND DISC	3RD DISC	4TH DISC	1ST STRIP	2ND STRIP	3RD STRIP	4TH STRIP	CODE.NO.	PART. NO.	DIA. 3 STAR	BONANZA	MAD MONEY	PROGRESSIVE	DIA. 4 STAR	777 BELL	PAYBAK	BLUE BELL	CONSOLE SEGA	COPPER STAR	COPPER STAR	REFER ENGRG. LAYOUT DATA
4AF-10902	MB-1-3JP(4AG-20395)	MB-2-3JP(4AG-20396)	MB-3V (4AG-20494)		SG-1BL (4AK-20244)	SG-2BL (4AK-20245)	SG-3VBL (4AK-20470)		RA-BL7	4AF-10902-1	<input type="checkbox"/>											NO. 16
"	"	"	"		SG-1MM (4AK-20122)	SG-2MM (4AK-20123)	SG-3VM (4AK-20474)		RA-M7	4AF-10902-2	<input type="checkbox"/>											18
"	"	"	"		PK-1MM (4AK-20441)	PK-2MM (4AK-20442)	PK-3VM (4AK-20475)		RAP-M7	4AF-10902-3	<input type="checkbox"/>											53
"	"	"	"		PK-1BL (4AK-20438)	PK-2BL (4AK-20439)	PK-3VBL (4AK-20471)		RAP-BL7	4AF-10902-4	<input type="checkbox"/>											51
4AF-10903	MB-2-3JP(4AG-20395)	MB-2-3JP(4AG-20396)	MB-3W (4AG-20495)		SG-1BL (4AK-20244)	SG-2BL (4AK-20245)	SG-3WBL(4AK-20472)		RA-BL9	4AF-10903-1	<input type="checkbox"/>											17
"	"	"	"		SG-1MM (4AK-20122)	SG-2MM (4AK-20123)	SG-3WM (4AK-20476)		RA-M9	4AF-10903-2	<input type="checkbox"/>											19
"	"	"	"		PK-1MM (4AK-20441)	PK-2MM (4AK-20442)	PK-3WM (4AK-20477)		RAP-M9	4AF-10903-3	<input type="checkbox"/>											54
"	"	"	"		PK-1BL (4AK-20438)	PK-2BL (4AK-20439)	PK-3WBL (4AK-20473)		RAP-BL9	4AF-10903-4	<input type="checkbox"/>											52
4AF-10904	SG-1B (4AG-20372)	SG-2B (4AG-20425)	3VU (4AG-20496)		SG-1B (4AK-20373)	SG-2B (4AK-20389)	SG-3VU (4AK-20478)		RA-U7	4AF-10904-1					<input type="checkbox"/>							20
"	"	"	"		PK-1B (4AK-20444)	PK-2B (4AK-20445)	PK-3VU (4AK-20479)		RAP-U7	4AF-10904-2					<input type="checkbox"/>							63
4AF-10905	SG-1B (4AG-20372)	SG-2B (4AG-20425)	3WU (4AG-20497)		SG-1B (4AK-20373)	SG-2B (4AK-20389)	SG-3WU (4AK-20480)		RA-U9	4AF-10905-1					<input type="checkbox"/>							21
"	"	"	"		PK-1B (4AK-20444)	PK-2B (4AK-20445)	PK-3WU (4AK-20481)		RAP-U9	4AF-10905-2					<input type="checkbox"/>							64
4AF-10906	SG-1P (4AG-20264)	SG-2-3JP(4AG-10701)	3VP (4AG-10894)		SG-1PS (4AK-20233)	SG-2S (4AK-20057)	SG-3VP (4AK-20482)		RA-P7	4AF-10906-1				<input type="checkbox"/>								22
"	"	"	"		PK-1PS (4AK-20450)	PK-2S (4AK-20431)	PK-3VP (4AK-20483)		RAP-P7	4AF-10906-2				<input type="checkbox"/>								55
4AF-10907	SG-1P (4AG-20264)	SG-2-3JP(4AG-10701)	3WP (4AG-10895)		SG-1PS (4AK-20233)	SG-2S (4AK-20057)	SG-3WP (4AK-20484)		RA-P9	4AF-10907-1				<input type="checkbox"/>								23
"	"	"	"		PK-1PS (4AK-20450)	PK-2S (4AK-20431)	PK-3WP (4AK-20485)		RAP-P9	4AF-10907-2				<input type="checkbox"/>								56
4AF-10908	FR-1 (4AG-10098)	FR-2 (4AG-10099)	FR-3 (4AG-10100)	FR-4V (4AG-10896)	SG-1FS (4AK-20059)	SG-2FS (4AK-20060)	SG-3FS (4AK-20061)	SG-4VFS (4AK-20486)	RA-FL7	4AF-10908-1					<input type="checkbox"/>							24
"	"	"	"	"	PK-1FS (4AK-20454)	PK-2FS (4AK-20455)	PK-3FS (4AK-20456)	PK-4VFS (4AK-20487)	RAP-FL7	4AF-10908-2					<input type="checkbox"/>							57
4AF-10909	FR-1 (4AG-10098)	FR-2 (4AG-10099)	FR-3 (4AG-10100)	FR-4W (4AG-10897)	SG-1FS (4AK-20059)	SG-2FS (4AK-20060)	SG-3FS (4AK-20061)	SG-4WFS(4AK-20488)	RA-FL9	4AF-10909-1				<input type="checkbox"/>								25
"	"	"	"	"	PK-1FS (4AK-20454)	PK-2FS (4AK-20455)	PK-3FS (4AK-20456)	PK-4WFS (4AK-20489)	RAP-FL9	4AF-10909-2				<input type="checkbox"/>								58
4AF-10910	FR-1A (4AG-10331)	FR-2 (4AG-10099)	FR-3 (4AG-10100)	FR-4VA (4AG-10898)	SG-1FSA (4AK-20126)	SG-2FS (4AK-20060)	SG-3FS (4AK-20061)	SG-4VFSA (4AK-20490)	RA-FT7	4AF-10910-1				<input type="checkbox"/>								26
"	"	"	"	"	PK-1FSA (4AK-20462)	PK-2FS (4AK-20455)	PK-3FS (4AK-20456)	PK-4VFSA(4AK-20491)	RAP-FT7	4AF-10910-2				<input type="checkbox"/>								59
4AF-10911	FR-1A (4AG-10331)	FR-2 (4AG-10099)	FR-3 (4AG-10100)	FR-4WA (4AG-10899)	SG-1FSA (4AK-20126)	SG-2FS (4AK-20060)	SG-3FS (4AK-20061)	SG-4WFSA(4AK-20492)	RA-FT9	4AF-10911-1				<input type="checkbox"/>								27
"	"	"	"	"	PK-1FSA (4AK-20462)	PK-2FS (4AK-20455)	PK-3FS (4AK-20456)	PK-4WFSA(4AK-20493)	RAP-FT9	4AF-10911-2				<input type="checkbox"/>								60
4AF-10917	SG-1 (4AG-10093)	SG-2Y (4AG-20525)	SG-3Y (4AG-20526)		SG-1S (4AK-20056)	SG-2S (4AK-20057)	SG-3S (4AK-20058)		RA-SY2	4AF-10917-1										<input type="checkbox"/>		66
4AF-10925	SG-1CK (4AG-20423)	SG-2K (4AG-20385)	SG-3K (4AG-20386)		SG-1CK (4AK-20424)	SG-2K (4AK-20382)	SG-3K (4AK-20383)		RA-K4	4AF-10925-1										<input type="checkbox"/>		67
4AF-10938	FR-1 (4AG-10098)	FR-2 (4AG-10099)	FR-3 (4AG-10100)	FR-4 (4AG-10101)	SG-1FS (4AK-20059)	SG-2FS (4AK-20060)	SG-3FS (4AK-20061)	SG-4FS (4AK-20062)	RA-FL5	4AF-10938-1				<input type="checkbox"/>								71
4AF-10939	FR-1A (4AG-10331)	FR-2 (4AG-10099)	FR-3 (4AG-10100)	FR-4A (4AG-10334)	SG-1FSA (4AK-20126)	SG-2FS (4AK-20060)	SG-3FS (4AK-20061)	SG-4FSA (4AK-20127)	RA-FT5	4AF-10939-1				<input type="checkbox"/>								72
4AF-10940	SG-1-3JP(4AG-10700)	SG-2-3JP(4AG-10701)	SG-3C-2JP(4AG-10674)		SG-1 (4AK-10090)	SG-2 (4AK-10091)	SG-3C (4AK-10187)		RA-T3	4AF-10940-1						<input type="checkbox"/>						76
"	"	"	"		SG-1S (4AK-20056)	SG-2S (4AK-20057)	SG-3CS (4AK-20066)		RA-S3	4AF-10940-2	<input type="checkbox"/>											68
4AF-10941	SG-1P (4AG-20264)	SG-2 (4AG-10094)	SG-3C (4AG-10189)		SG-1PS (4AK-20233)	SG-2S (4AK-20057)	SG-3CS (4AK-20066)		RA-P5	4AF-10941-1				<input type="checkbox"/>								79
4AF-10942	MM-1 (4AG-20119)	MM-2 (4AG-20120)	MM-3 (4AG-20121)		SG-1BS (4AK-20153)	SG-2BS (4AK-20154)	SG-3BS (4AK-20155)		RA-BSA6	4AF-10942-1	<input type="checkbox"/>											81
"	"	"	"		SG-1MM (4AK-20122)	SG-2MM (4AK-20123)	SG-3MM (4AK-20124)		RA-MA6	4AF-10942-1			<input type="checkbox"/>									83
4AF-10943	MM-1 (4AG-20119)	MM-2 (4AG-20120)	MM-3C (4AG-20237)		SG-1BS (4AK-20153)	SG-2BS (4AK-20154)	SG-3CBS (4AK-20236)		RA-BSA5	4AF-10943-1	<input type="checkbox"/>											82
"	"	"	"		SG-1MM (4AK-20122)	SG-2MM (4AK-20123)	SG-3CMM (4AK-20235)		RA-MA5	4AF-10943-2			<input type="checkbox"/>									84
4AF-10944	SG-1P (4AG-20264)	SG-2-3JP(4AG-10701)	SG-3C-2JP(4AG-10674)		SG-1PS (4AK-20233)	SG-2S (4AK-20057)	SG-3CS (4AK-20066)		RA-PH2	4AF-10944-1				<input type="checkbox"/>								86
4AF-10945	SG-1E (4AG-10546)	SG-2E (4AG-10547)	SG-3E (4AG-10548)		SG-1E (4AK-10588)	SG-2E (4AK-10544)	SG-3E (4AK-10590)		RA-E1	4AF-10945-1										<input type="checkbox"/>	<input type="checkbox"/>	87. 89
4AF-10946	SG-1EL (4AG-10605)	SG-2E (4AG-10547)	SG-3EL (4AG-10606)		SG-1EL (4AK-10543)	SG-2E (4AK-10544)	SG-3EL (4AK-10545)		RA-E2	4AF-10946-1										<input type="checkbox"/>	<input type="checkbox"/>	88. 90



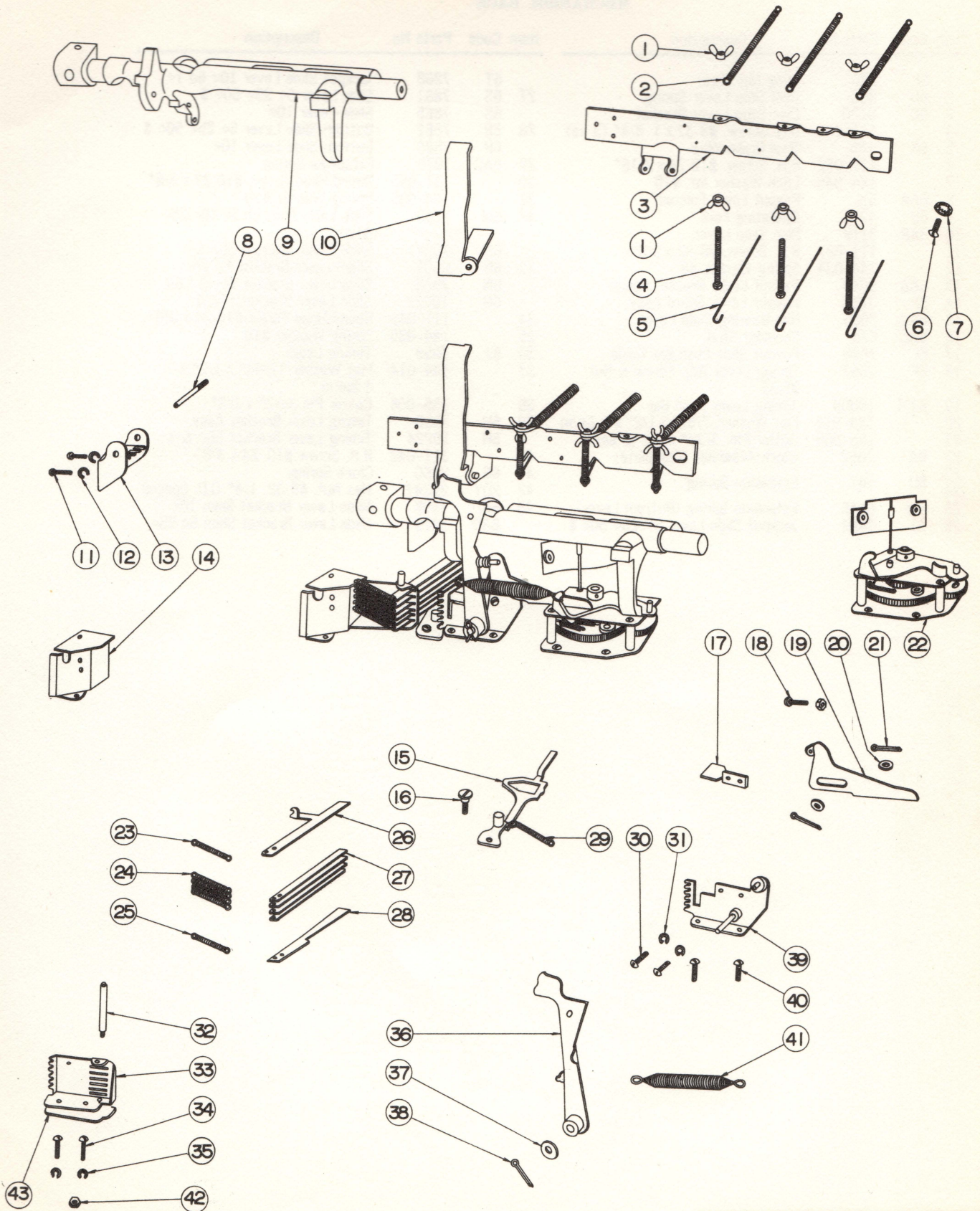
PARTS LIST ON REVERSE PAGE

SEGA PARTS CATALOG

PARTS LIST

MECHANISM RIGHT HAND SIDE

Item Code	Parts No.	Description	Item Code	Parts No.	Description
1	5BP 367	Shoulder Screw	31	5BH 7426	Release Lever Assy
2	5S 2899	Coin Detector Operating Lever Complete	32	5AT 1985	Overflow Push-Out Lever
	5S 7857	Rubber Bumper	33	111-052	R.H. Screw #10-24 x 7/16"
3	5N 2624	Coin Advancing Bar Lever	34	144-014	Flat Washer 17/64" - 1/2"x1.2m/m
4	5U 2862	Extension Spring	35	5R 3062	Shoulder Stud
5	5T 2761	Check Detector Arm	36	111-054	R.H. Screw #10-24 x 5/8"
6	5AS 1887	Extension Spring	37	111-042	R.H. Screw #10-24 x 3/8"
7	5B 7469	Extension Spring (20 Payout)	38	155-007	Cotter Pin 3/32" x 9/16"
8	5D 8142	Extension Spring (Mellon Payout)	39	5BE 10316	Sq.Hd. Set Screw Cup Point 3/8-16 x 1"
9	5F 102	Extension Spring (2/5-14-18 Payout)	40	5BF 591	Hex Nut
10	5K 104	Extension Spring (10 Payout)	41	5BG 82	Operating Fork Stop Pin
11	5A 580	20 Payout Lever (Thick)	42	111-045	R.H. Screw #10-24 x 3/4"
12	5C 9080	20 Payout Lever (Thin)	43		Clamp (Supplied with Item 25)
13	5E 3422	18 Payout Lever 5¢ 50¢	44	5AH 2759	Operating Lever Stop
	5E 2178	18 Payout Lever 10¢ 6d 1¢	45	5AZ DE-94	Shoulder Screw
	5E 7253	18 Payout Lever 25¢	46	5BA 552	Check Tube Loading Arm
	5E 10236	18 Payout Lever \$	47	5BD 2738	Extension Spring
	5BT 10410	18 Payout Lever (Thin) 5¢	48	5BL 2751	Payout Slide Push Bar Lever
	5BT 10411	18 Payout Lever (Thin) 10¢		5BL 10223	Payout Push Bar Lever 50¢ \$
	5BT 10412	18 Payout Lever (Thin) 25¢	49	5BK CS-60	Shoulder Screw
	5BT 10413	18 Payout Lever (Thin) \$	50	5BC 1884	Extension Spring
14	5G 3421	14 Payout Lever 5¢ 50¢	51	5AB 3297	Main Operating Lever Complete
	5G 2177	14 Payout Lever 10¢ 1¢ 6		5AB 3297-1	Main Operating Lever only
	5G 7252	14 Payout Lever 25¢	52	5AL 2217	Spring Hook Spacer
	5G 10235	14 Payout Lever \$	53	155-002	Cotter Pin 1/8" x 1"
15	5J 3420	10 Payout Lever 5¢ 50¢	54	5AD 2738	Extension Spring
	5J 2176	10 Payout Lever 10¢ 1¢ 6d	55	144-035	Spring Washer #10
	5J 7251	10 Payout Lever 25¢	56	144-001	Flat Washer 17/32" - 7/8" x 0.23m/m
	5J 10232	10 Payout Lever \$	57	144-010	Flat Washer 21/64" - 9/16" x 0.5m/m
16	5L 3419	2/5 Payout Lever 5¢ 50¢	58	5AE 2805	Operating Fork Dog
	5L 2179	2/5 Payout Lever 10¢ 1¢ 6d	59	5AG 80	Shoulder Stud
	5L 7250	2/5 Payout Lever 25¢	60	133-006	Hex Nut 3/8-16
	5L 10231	2/5 Payout Lever \$	61	5AK CS-60	Shoulder Screw
17	5Z 3442	Extension Spring	62	5AJ PV-728	Shoulder Screw
18	5W 3454	Operating Lever Lock	63	111-042	R.H. Screw #10-24x3/8"
19	5AM 2237	Shoulder Screw	64	5AY 1162	Jackpot Loading Wire
20	5X 2621	Rubber Bumper	65	5BJ 1842	Extension Spring
21	5Y 2601	Rubber Bumper Retainer	66	5BH 7426	Release Lever Assy.
22	5P 8525	Extension Spring	67	111-027	R.H. Screw #8-32 x 5/16"
23	5AA 2896	Extension Spring & Hook	68	5AW 2863	Extension Spring
24	3BD DE-11	Shoulder Screw	69	5AX 650	Slide Lever Guide 5¢ 50¢
25	5AF 9122	R.H. Side Frame		5AX 3649	Slide Lever Guide 10¢ 6d 1¢
26	5AR JR-597	Extension Spring		5AX 3429	Slide Lever Guide 25¢
27	5AP 485	Operating Lever Dog		5AX 10229	Slide Lever Guide \$
28	5AN 1798	Shoulder Stud 5¢ 10¢ 6d 1¢	70	5BM 3417	Slide Lever Guide Shim 5¢
	5AN 121	Shoulder Stud 25¢		5BM 4147	Slide Lever Guide Shim 5¢ 25¢
29	111-042	R.H. Screw #10-24 x 3/8"		5BM 7392	Slide Lever Guide Shim 10¢ 6d 1¢
30	144-045	Lock Washer Int. #10		5BM 7457	Slide Lever Guide Shim Spacer

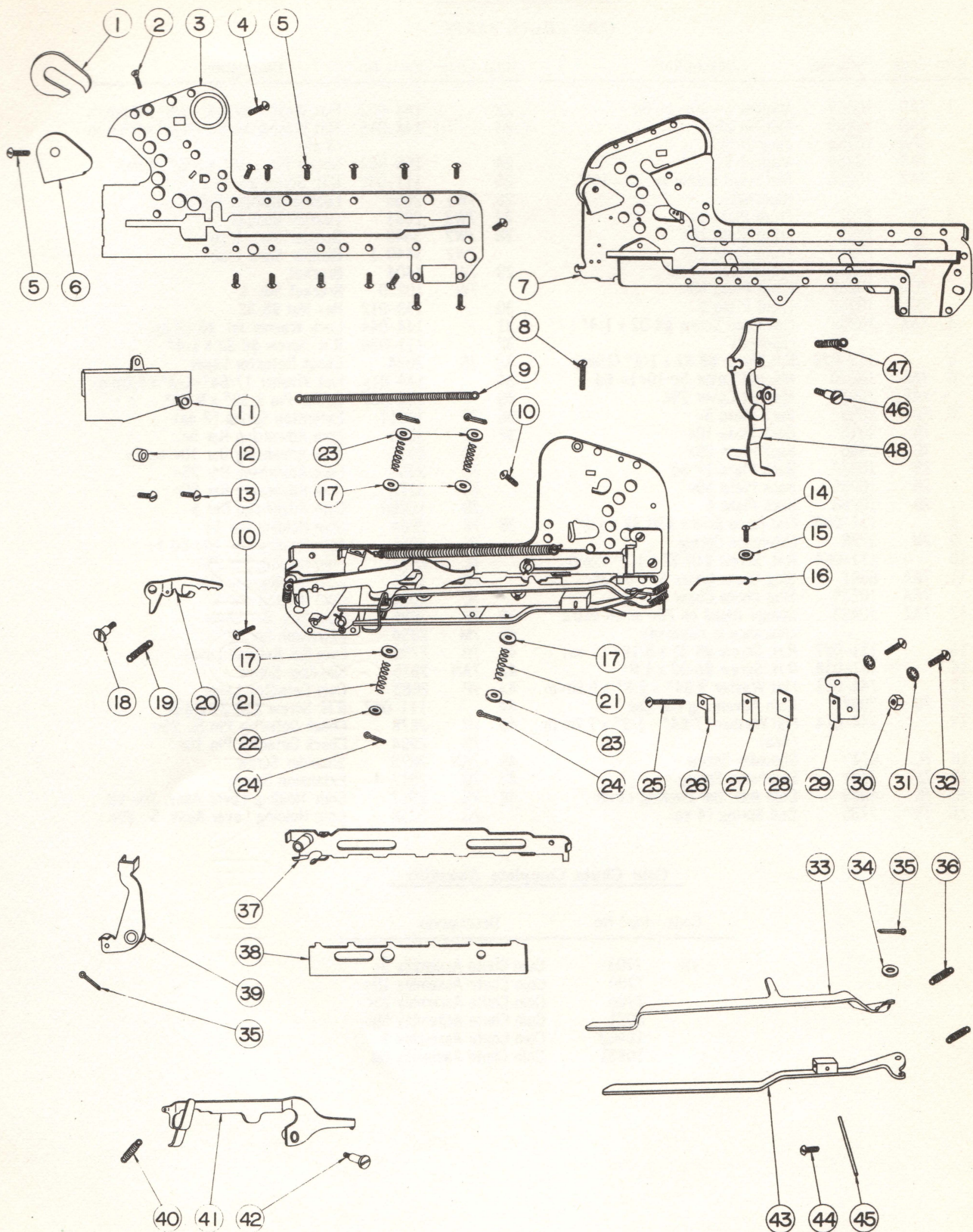


PARTS LIST ON REVERSE PAGE

PARTS LIST

MECHANISM BACK

Item Code	Parts No.	Description	Item Code	Parts No.	Description
1	6E 290	Wing Nut (6ea)	6T	7888	Jackpot Slide Lever 10¢ 6d 1¢
2	6D 850	Reel Stop Lever Spring	27	6S 7881	Slide Lever 5¢ 25¢ 50¢ \$
3	6C 9120	Disc Stop Lever Bracket	6S	7885	Slide Lever 10¢
4	111-031	R.H. Screw, #8-32 x 1 3/4" (3 ea)	28	6R 7882	Bottom Slide Lever 5¢ 25¢ 50¢ \$
5	6X 155	Reel Brake Wire	6R	7886	Bottom Slide Lever 10¢
6	111-052	R.H. Screw, #10-24 x 7/16"	29	6AC 1079	Extension Spring
7	144-045	Lock Washer Int. #10	30	111-055	Round Head Screw #10-32 x 3/8"
8	6AA 53	Payout Lever Fulcrum	31	144-035	Spring Washer #10
9	6B 4231	Operating Fork	32	6M 7880	Slide Lever Fulcrum 5¢ 10¢ 25¢ 6d 1¢
10	3AR 9118	Disc Stop Lever	6M	10221	Slide Lever Fulcrum 50¢ \$
11	111-037	R.H. Screw, #8-32 x 3/8"	33	6N 8501	Slide Lever Bracket 5¢ 25¢
12	144-034	Spring Washer #8	6N	7878	Slide Lever Bracket 10¢ 1¢ 6d
13	6AA 9079	Payout Lever Bracket Lower	6N	10222	Slide Lever Bracket 50¢ \$
14	6P 3758	Payout Lever Guard Assy.	34	111-042	Round Head Screw #10-24 x 3/8"
15	6AC 3009	Non-Beating Slide Lever	35	144-035	Spring Washer #10
16	6AC 674	Shoulder Stud	36	6J 7659	Timing Lever
17	6L 7649	Payout Slide Push Bar Guide	37	144-014	Flat Washer 17/64" x 1/2" x 1.2m/m
18	6K 7657	Timing Lever Adj. Screw & Nut, #8-32	38	155-006	Cotter Pin 3/32" x 1/2"
19	6J-1 10009	Timing Lever Push Bar	39	6H 7658	Timing Lever Bracket Assy.
20	144-013	Flat Washer, 7/32" x 1/2" x 1.2m/m	6H	10224	Timing Lever Bracket 50¢ & \$
21	155-006	Cotter Pin, 3/32" x 1/2 (2 ea)	40	111-042	R.H. Screw #10-24 x 3/8"
22	9A 7662	Clock Assembly (Complete)	41	6G 2860	Clock Spring
23	6U 107	Extension Spring	42	2DY 20247	Hex Nut, #8-32, 1/4" O.D. Special
24	6U 107	Extension Spring	43	6AD 7608	Slide Lever Bracket Shim 10¢
25	6W 6146	Extension Spring (Bottom Lever)	6AD	3418	Slide Lever Bracket Shim 5¢ 25¢
26	6T 7884	Jackpot Slide Lever 5¢ 25¢ 50¢ \$			



PARTS LIST ON REVERSE PAGE

SEGA PARTS CATALOG

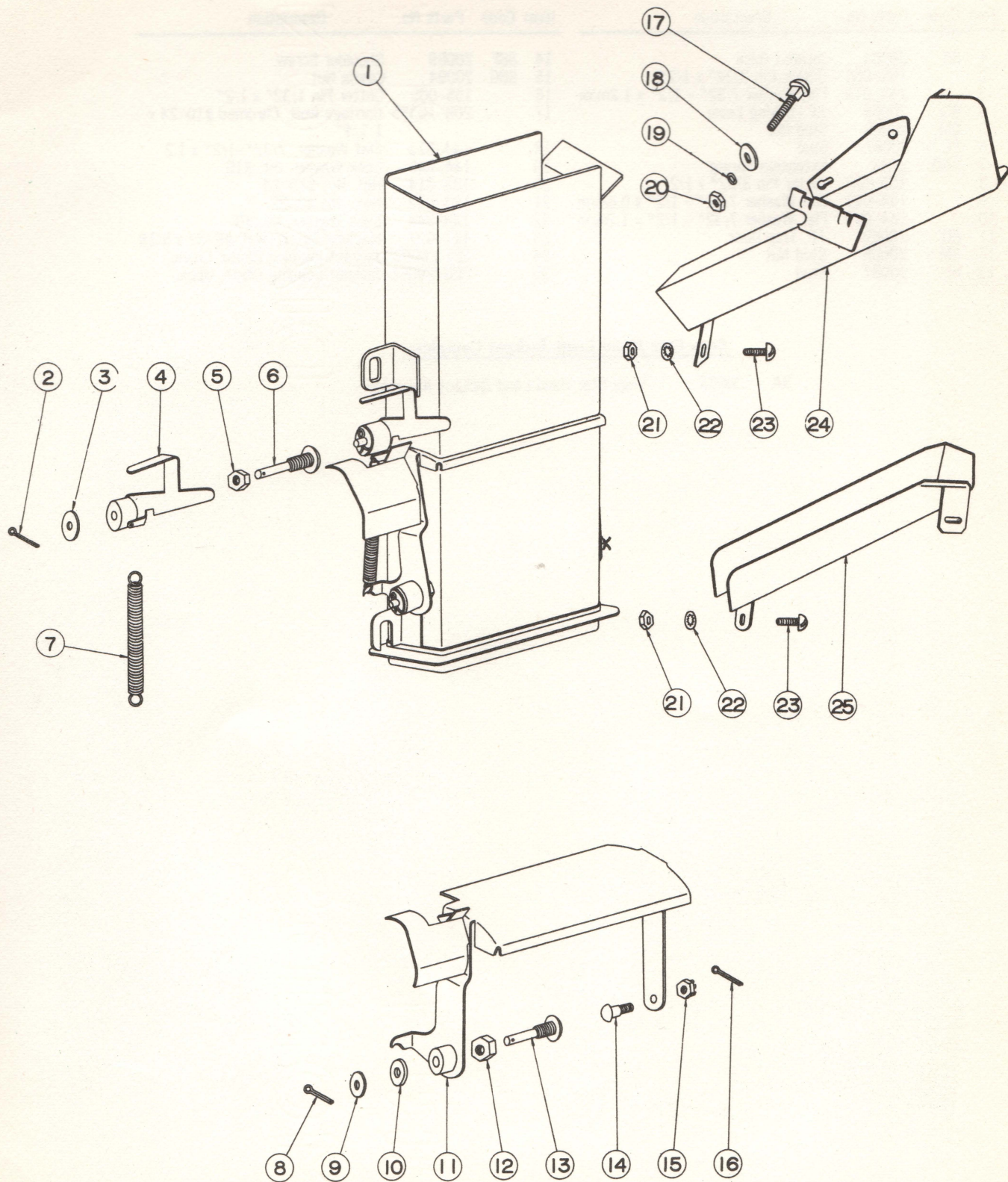
PARTS LIST

COIN CHUTE PARTS

Item Code	Parts No.	Description	Item Code	Parts No.	Description
1	7AG 10668	Magnet 5¢ 10¢ 1¢ 6d	22	144-022	Flat Washer 17/64" - 3/8" x 0.6m/m
	7AG 10669	Magnet 25¢	23	144-015	Flat Washer 17/64" - 1/2" x 0.5m/m (3 ea)
	7AG 10253	Magnet 50¢			
	7AG 10254	Magnet \$	24	155-004	Cotter Pin 1/16" x 5/8" (4 ea)
2	7AX 10296	Flat Head Screw #8-32 x 1/4" (Special)	25	111-032	R.H. Screw #8-32 x 1/2"
3	7C 7702	Front Plate 5¢	26	7W1 2655	Leather Bumper Clamp
	7C 7699	Front Plate 10¢	27	7W3 2661	Leather Bumper
	7C 7705	Front Plate 25¢	28	7W2 3449	Bumper Shim 1/16"
	7C 10343	Front Plate 1¢ 6d		7W2 3449-1	Bumper Shim 1/32"
	7C 10257	Front Plate 50¢	29	7W 7404	Bracket
	7C 10258	Front Plate \$		7W 10220	Bracket 50¢ \$
4	7AX 10296	Flat Head Screw #8-32 x 1/4" (Special)	30	133-012	Hex Nut #8-32
5	111-026	R.H. Screw #8-32 x 1/4" (15ea)	31	144-044	Lock Washer Int. #8 (2 ea)
6	7AF 10670	Magnet Cover 5¢ 10¢ 1¢ 6d	32	111-026	R.H. Screw #8-32 x 1/4"
	7AF 10671	Magnet Cover 25¢	33	7S 2634	Check Detector Lever
7	7B 2699	Back Plate 5¢	34	144-014	Flat Washer 17/64" - 1/2" x 1.2m/m
	7B 2915	Back Plate 10¢	35	155-007	Cotter Pin 3/32" x 9/16"
	7B 2906	Back Plate 25¢	36	7T 10111	Extension Spring (2 ea)
	7B 10338	Back Plate 1¢ 6d	37	7D 3094	Coin Advancing Bar 5¢
	7B 10255	Back Plate 50¢		7D 2916	Coin Advancing Bar 10¢ 6d 1¢
	7B 10256	Back Plate \$		7D 2764	Coin Advancing Bar 25¢
8	111-090	Flat Head Screw #10-32 x 1/2"		7D 3153	Coin Advancing Bar 50¢
9	7N 2728	Extension Spring		7D 10260	Coin Advancing Bar \$
10	111-064	R.H. Screw #10-32 x 1/2" (2ea)	38	7E 3064	Coin Holding Bar 5¢
11	7AA 8341	Slug Chute Cover 5¢ 10¢ 25¢		7E 2955	Coin Holding Bar 10¢ 6d 1¢
	7AA 10245	Slug Chute Cover 50¢ \$		7E 2631	Coin Holding Bar 25¢
12	7AZ 10433	Spacer (Used on 25¢ when extra clearance is required)		7E 3118	Coin Holding Bar 50¢
13	111-027	R.H. Screw #8-32 x 5/16" (2 ea)	39	7F 2696	Coin Adv. Bar Lever
14	111-018	R.H. Screw #6-32 x 1/8"	40	7M 2854	Extension Spring
15	144-023	Flat Washer 9/64" - 3/8" x 0.6m/m	41	7H 2799	Coin Bar Release Lever
16	7U 2997	Coin Advancing Bar Clip	42	7AN 2875	Shoulder Screw
17	144-014	Flat Washer 17/64" - 1/2" x 1.2m/m (4ea)	43	7P 2683	Coin Detector Lever
18	7L 674	Shoulder Screw	44	111-042	R.H. Screw #10-24 x 3/8"
19	7J 2731	Extension Spring	45	7R 2878	Check Detector Pin 5¢ 25¢
20	7K 4283	Coin Adv. Bar Locking Lever		7R 2964	Check Detector Pin 10¢
21	7X 2735	Coil Spring (4 ea)	46	7AN 2875	Shoulder Screw
			47	7G 2917-4	Extension Spring
			48	7G 2917	Coin Holding Lever Assy. 10¢ 6d
				7G 2758	Coin Holding Lever Assy. 5¢ 25¢

Coin Chute Complete Assembly

Code	Part No.	Description
7A	7703	Coin Chute Assembly 5¢
	7700	Coin Chute Assembly 10¢
	7706	Coin Chute Assembly 25¢
	8021	Coin Chute Assembly 50¢
	10463	Coin Chute Assembly \$
	10431	Coin Chute Assembly 6d



PARTS LIST ON REVERSE PAGE

SEGA PARTS CATALOG

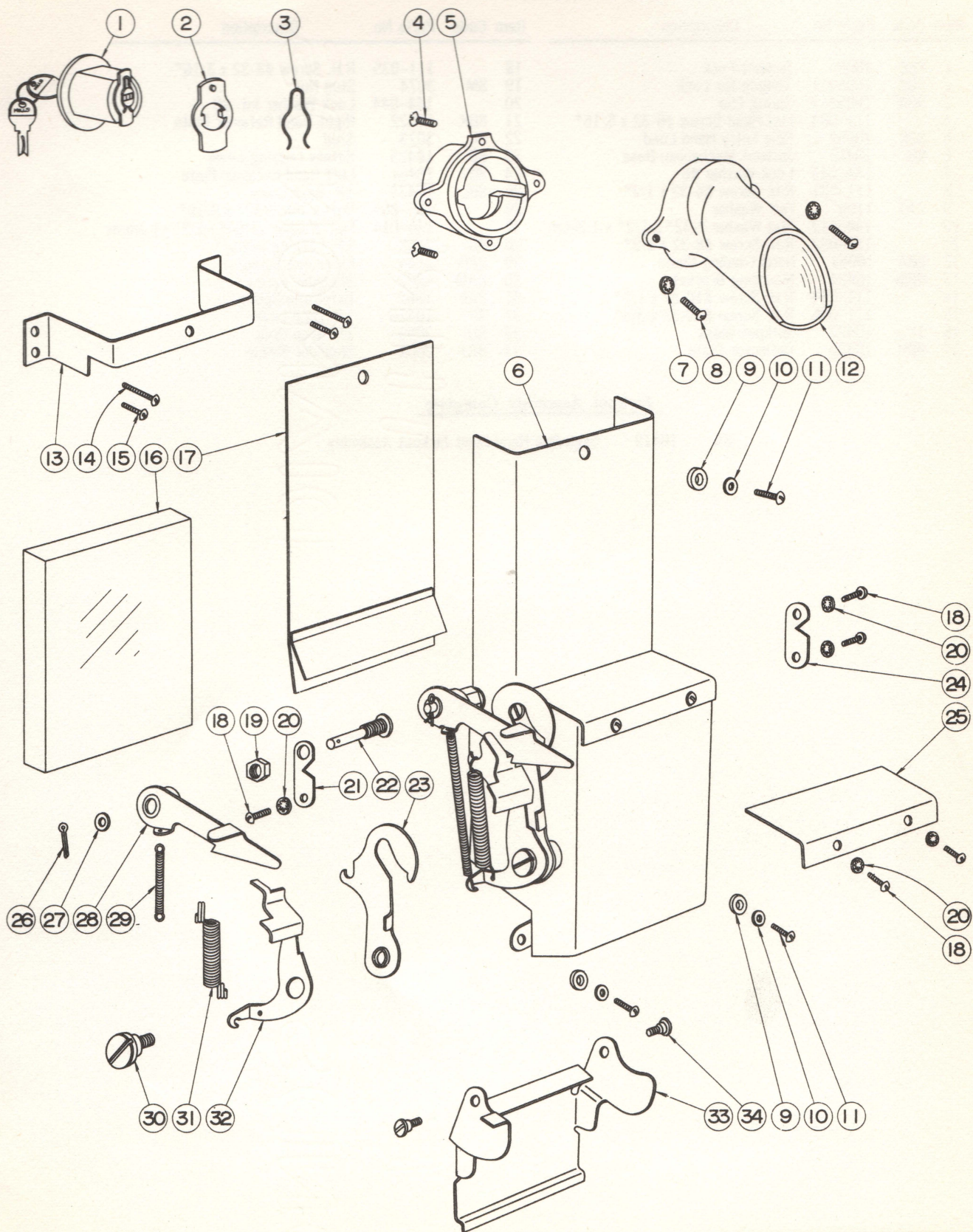
PARTS LIST

SEGA STAR HAND LOAD JACKPOT PARTS

Item Code	Parts No.	Description	Item Code	Parts No.	Description
1	8B 20084	Jackpot Base	14	8BF 20089	Shoulder Screw
2	155-006	Cotter Pin 3/32" x 1/2"	15	8BG 20094	Castle Nut
3	144-013	Flat Washer 7/32" - 1/2" x 1.2m/m	16	155-005	Cotter Pin 1/32" x 1/2"
4	8G 20086	J.P.Locking Lever	17	20K-10355	Carriage Bolt, Chromed #10-24 x 1 1/4"
5	8M 20088	Stud Nut	18	144-013	Flat Washer, 7/32"-1/2" x 1.2
6	8L 20087	Stud	19	144-045	Lock Washer, Int. #10
7	5AD 2738	Extension Spring	20	133-014	Hex. Nut #10-24
8	155-006	Cotter Pin 3/32" x 1/2"	21	133-012	Hex. Nut #8-32
9	144-011	Flat Washer 7/32" - 1/2" x 0.6m/m	22	144-044	Lock Washer, Int. #8
10	144-013	Flat Washer 7/32" - 1/2" x 1.2m/m	23	111-027	Machine Screw, R.H. #8-32 x 5/16
11	8U 20085	J.P. Trap Door	24	2EJ-20093	Jackpot Loading Chute, Lower
12	8M 20088	Stud Nut	25	2EG-20081	Jackpot Loading Chute, Upper
13	8L 20087	Stud			

Sega Star Hand Load Jackpot Complete

8A 20083 Sega Star Hand Load Jackpot Assembly



PARTS LIST ON REVERSE PAGE

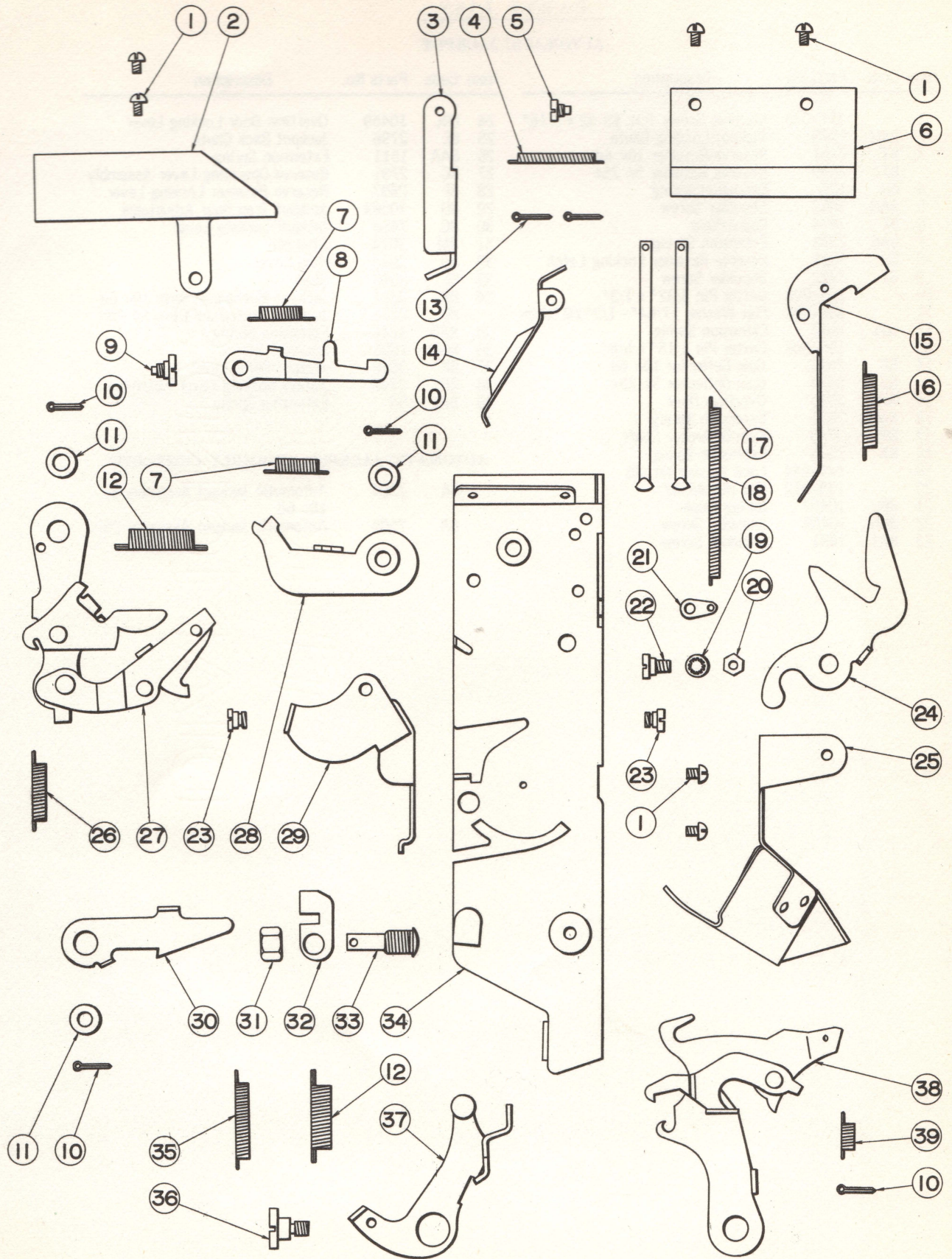
PARTS LIST

21 BELL HAND LOAD JACKPOT PARTS

Item Code	Parts No.	Description	Item Code	Parts No.	Description
1	8BC 10053	Jackpot Lock	18	111-035	R.H. Screw #8-32 x 3/16"
2	8BC 10053-1	Tongue for Lock	19	8M 3074	Stud Nut
3	8BC 10053-2	Spring Clip	20	144-044	Lock Washer Int. #8
4	111-084	Flat Head Screw #6-32 x 5/16"	21	8BK 10422	Right Hand Retainer Plate
5	8BB 10052	Coin Entry Hand Load	22	8L 3073	Stud
6	8B 10418	Jackpot Mechanism Base	23	8D 10425	Safety Locking Lever
7	144-043	Lock Washer #6	24	8BJ 10421	Left Hand Retainer Plate
8	111-021	R.H. Screw #6-32 x 1/2"	25	8BL 10423	J.P. Base Cover
9	2AT 1109	Felt Washer	26	155-007	Cotter Pin 3/32" x 9/16"
10	144-013	Flat Washer 7/32" x 1/2" x 1.2m/m	27	144-014	Flat Washer 17/64" - 1/2" x 1.2m/m
11	111-032	R.H. Screw #8-32 x 1/2"	28	8G 7458	J.P. Locking Lever
12	8BA 10051	Hand Loading Chute	29	8AD 3144	Extension Spring
13	8BM 10424	Mounting Bracket	30	8AM 1593	Shoulder Screw
14	111-064	R.H. Screw #10-32 x 1/2"	31	8AE 1842	Extension Spring
15	111-055	R.H. Screw #10-32 x 3/8"	32	8P 10426	J.P. Drop Lever
16	1L 10427	Jackpot Glass	33	8U 3099	J.P. Trap Door
17	8BH 10420	Deflector Plate	34	8AJ 2881	Shoulder Screw

Jackpot Assembly Complete

8A 10419 Sega Bell Hand Load Jackpot Assembly



PARTS LIST ON REVERSE PAGE

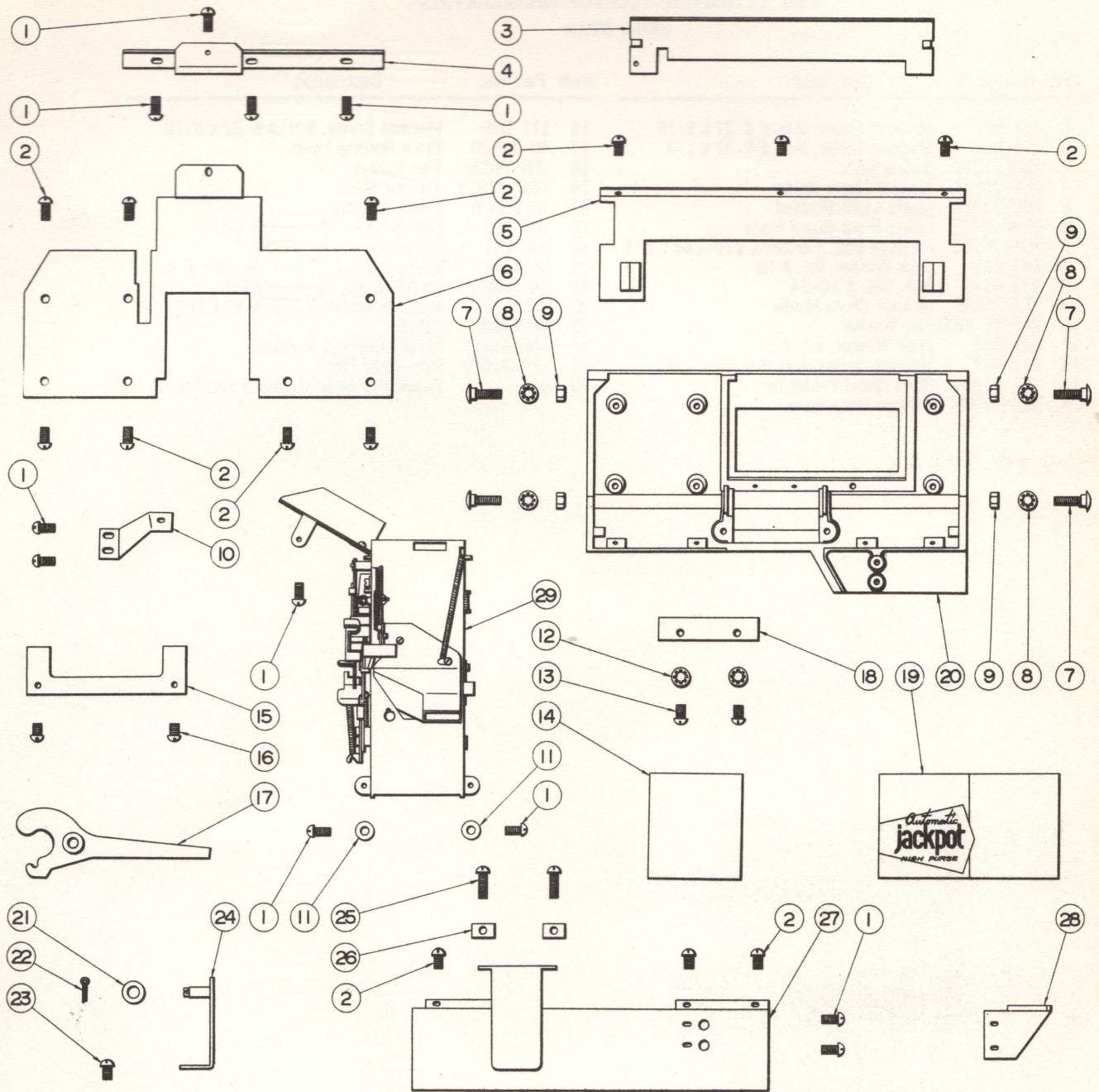
PARTS LIST

AUTOMATIC JACKPOT

Item Code	Parts No.	Description	Item Code	Parts No.	Description
1	111-035	Machine Screw R.H. #8-32 x 3/16"	24	8BL 10459	Overflow Door Locking Lever
2	2AH 2775	Jackpot Loading Chute	25	8E 2796	Jackpot Back Chute
3	8T 3251	Reserve Retainer 10¢ 6d	26	8AA 1511	Extension Spring
	8T 3039	Reserve Retainer 5¢ 25¢	27	8C 2791	Reserve Operating Lever Assembly
4	6U 107	Extension Spring	28	8F 2897	Reserve Retainer Locking Lever
5	8AH 3057	Shoulder Screw	29	8U 10584	Jackpot Trap Door Adjustable
6	8Z 7424	Guard Plate	30	8G 7458	Jackpot Locking Lever
7	5AD 2738	Extension Spring	31	8M 3074	Stud Nut
8	8H 3631	Reserve Retainer Locking Latch	32	8D 3070	Hold Cover
9	8J 3722	Shoulder Screw	33	8L 3073	Stud
10	155-006	Cotter Pin 3/32" x 1/2"	34	8B 3252	Jackpot Mechanism Base 10¢ 6d
11	144-015	Flat Washer 17/64" - 1/2" x 0.5m/m		8B 2771	Jackpot Mechanism Base 5¢ 25¢
12	5BJ 1842	Extension Spring	35	8AD 3144	Extension Spring
13	155-004	Cotter Pin 1/16" x 5/8"	36	8AM 1593	Shoulder Screw
14	8S 2919	Coin Deflector 10¢ 6d	37	8P 3010	Jackpot Dump Lever
	8S 5524	Coin Deflector 5¢ 25¢	38	8D 2792	Safety Locking Lever Assembly
15	8W 3045	Overflow Door	39	8AL 53	Extension Spring
16	8AW 2871	Extension Spring			
17	8R 2746	Coin Deflector Shaft			
18	8X 7506	Extension Spring			
19	144-044	Lock Washer Int. #8			
20	133-012	Hex Nut #8-32			
21	8BU 10457	Spring Hook	8A 7504	Automatic Jackpot Assembly 5¢ 10¢ 6d	
22	8BN 10458	Shoulder Screw	8A 7505	Automatic Jackpot Assembly 25¢	
23	8AJ 2881	Shoulder Screw			

AUTOMATIC JACKPOT ASSEMBLY COMPLETE

8A	7504	Automatic Jackpot Assembly 5¢ 10¢ 6d
8A	7505	Automatic Jackpot Assembly 25¢

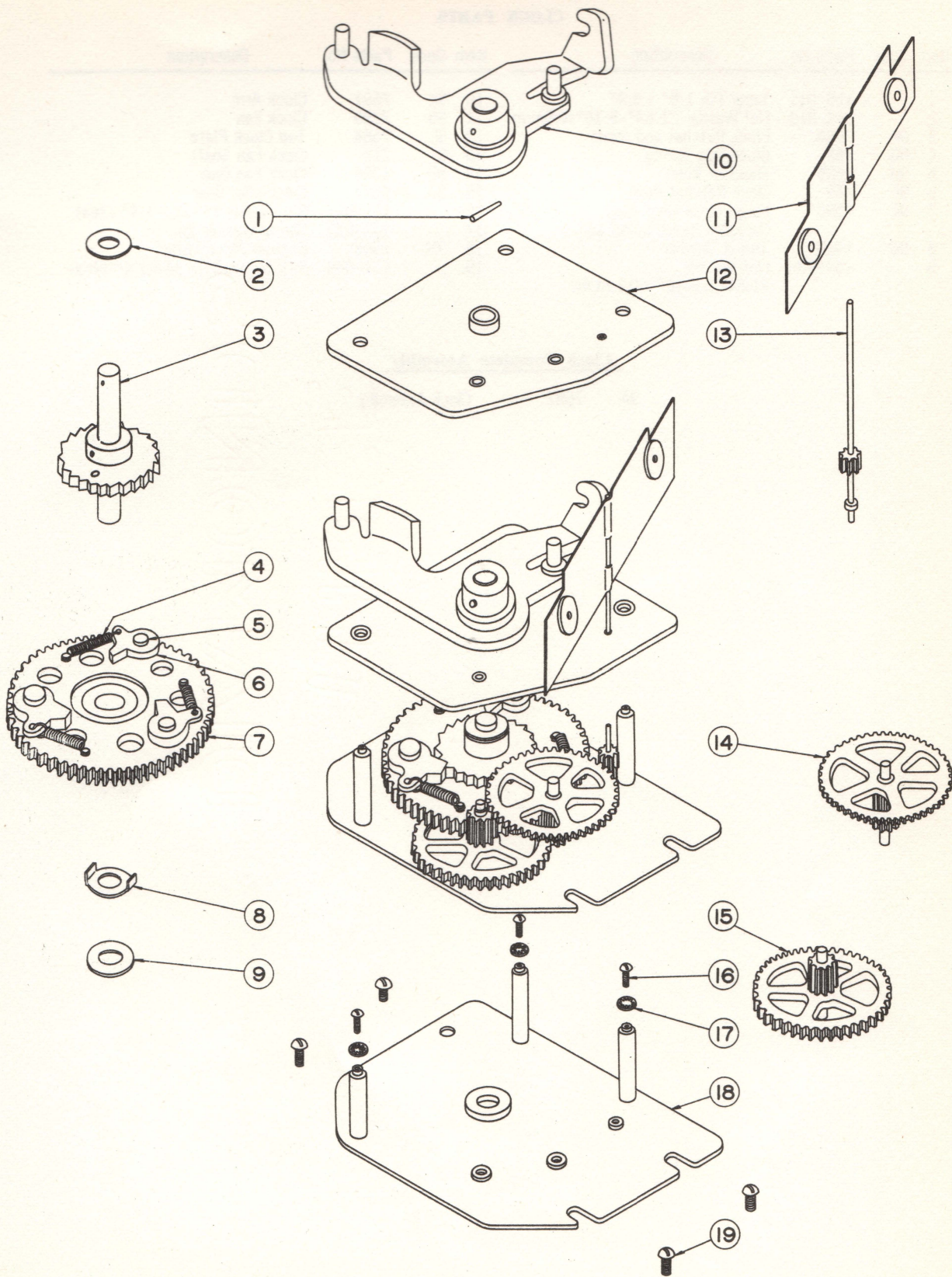


PARTS LIST ON REVERSE PAGE

PARTS LIST

**FOR AUTOMATIC JACKPOT INSTALLATION
SEGA STAR**

Item	Part No.	Description	Item	Part No.	Description
1	111-027	Machine Screw, R.H. # 8-32 x 5/16	16	111-035	Machine Screw, R.H. # 8-32 x 3/16
2	111-026	Machine Screw, R.H. # 8-32 x 1/4	17	4U-10620	Clock Holding Lever
3	2BU-21027	Sliding Door	18	2FB-21032	Slot Spacer
4	2EV-21024	Jackpot Upper Holder	19	1BM-21023	Jackpot Glass
5	2BU-21026	Lower Light Bracket	20	1D-21020	Lower Casting
6	2EW-21025	Lower Front Guard Plate	21	144-022	Flat Washer, 17/64-3/8 x 0.6
7	2DK-10355	Carriage Bolt, Chromed, #10-24 x 1 1/4	22	155-007	Cotter Pin, 3/32 x 9/16
8	144-045	Lock Washer, Int. # 10	23	111-048	Machine Screw, R.H. # 10-24 x 1/4
9	133-014	Hex. Nut, # 10-24	24	3A-10603	Clock Holding Lever Bracket
10	2EZ-21030	Jackpot Chute Holder	25	111-032	Machine Screw, R.H. # 8-32 x 1/2
11	2AT-BD-1109	Felt Washer	26	2AP-713	Clamp
12	144-043	Lock Washer, Int. # 6	27	1AF-21021	Payout Chute & Bracket
13	111-023	Machine Screw, R.H. # 6-32 x 1/4	28	1AG-21022	Side Guard Plate
14	2FA-21031	Glass Sheet Protector	(29)	8A-	Automatic Jackpot Assy.) See Sec. 8
15	2EX-21028	Jackpot Base Plate			



PARTS LIST ON REVERSE PAGE

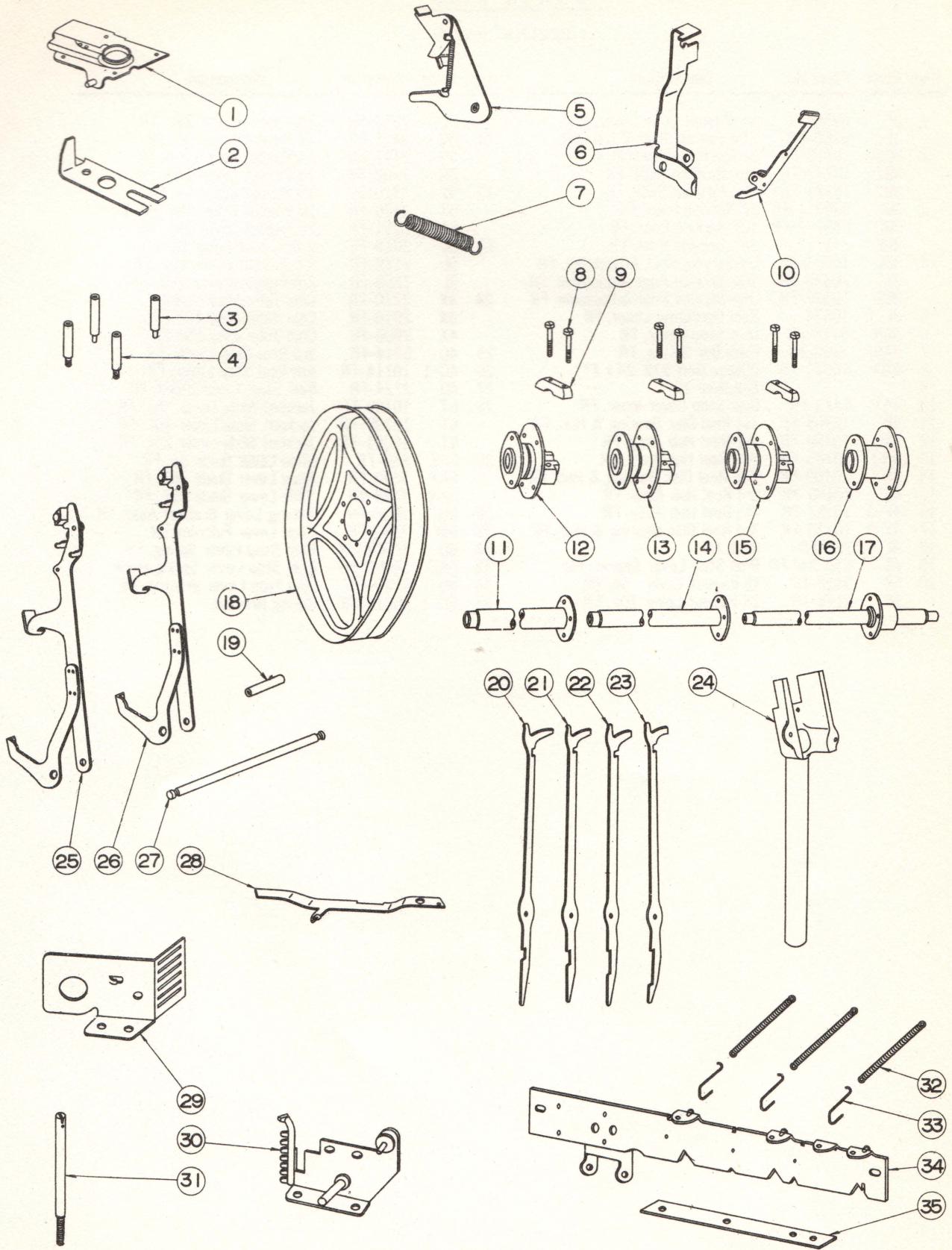
PARTS LIST

CLOCK PARTS

Item Code	Parts No.	Description	Item Code	Parts No.	Description	
1	155-011	Taper Pin 1/8" x 3/4"	10	9K	7661	Clock Arm
2	144-010	Flat Washer 21/64"-9/16"x0.5m/m	11	9B	3299	Clock Fan
3	9P	7584	12	9L	7564	Top Clock Plate
4	9G	782	13	9J	212	Clock Fan Shaft
5	9H	7585	14	9D	1298	Clock Fan Gear
6	9F	745	15	9C	7574	Clock Idler Gear
7	9E	7593	16		111-023	R.H. Screw #6-32 x 1/4" (3ea)
		(Includes Items #4 #5 #6)	17		144-033	Spring Washer #6
8	9Q	5419	18	9M	7563	Bottom Clock Plate
9		144-006	19		111-048	R.H. Screw #10-24 x 1/4" (4ea)
		21/64" x 9/16" x 0.1 m/m				

Clock Complete Assembly

9A 7662 Clock Assembly

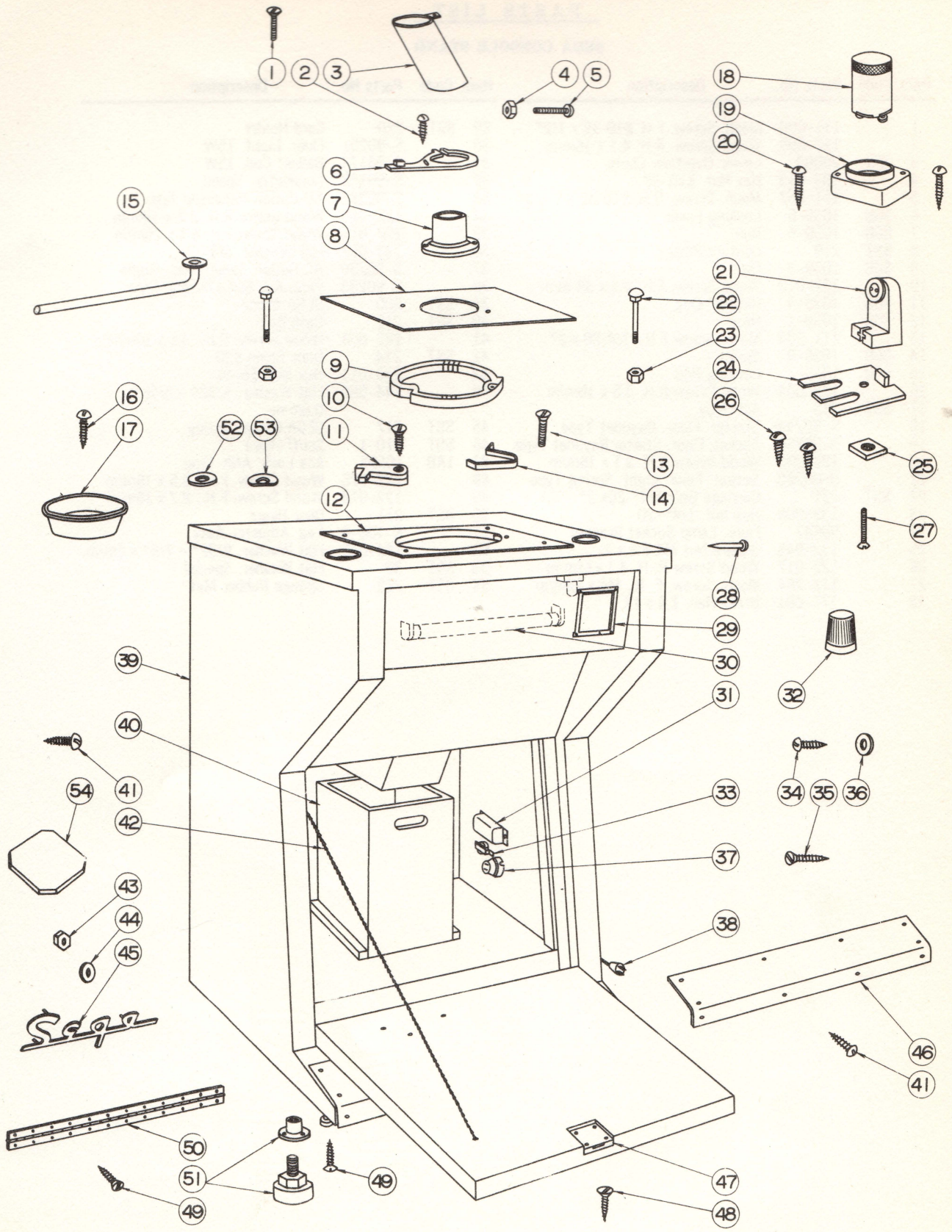


PARTS LIST ON REVERSE PAGE

PARTS LIST

4 REELER PARTS

Item Code	Parts No.	Description	Item Code	Parts No.	Description
1	3C 6758-FR	5¢ Payout Slide Cover, FR	5E 7253-FR		18 Payout Lever 25¢, FR
	3C 6760-FR	25¢ Payout Slide Cover, FR	21 5G 3421-FR		14 Payout Lever 5¢, FR
2	3B2 10113-FR	5¢ Bottom Slide, FR	5G 2177-FR		14 Payout Lever 10¢, FR
	3B2 10272-FR	10¢ Bottom Slide, FR	5G 7252-FR		14 Payout Lever 25¢, FR
	3B2 10273-FR	25¢ Bottom Slide, FR	22 5J 3420-FR		10 Payout Lever 5¢, FR
3	3BE 8497-1-FR	5¢ Service Post, FR	5J 2176-FR		10 Payout Lever 10¢, FR
	3BE 8497-2-FR	10¢ Service Post, FR	5J 7251-FR		10 Payout Lever 25¢, FR
	3BE 8497-3-FR	25¢ Service Post, FR	23 5L 3419-FR		2/5 Payout Lever 5¢, FR
4	3BE 10324-FR	5¢ Service Post Adjustable, FR	5L 2179-FR		2/5 Payout Lever 10¢, FR
	3BE 10325-FR	10¢ Service Post Adjustable, FR	5L 7250-FR		2/5 Payout Lever 25¢, FR
	3BE 10326-FR	25¢ Service Post Adjustable, FR	24 4X 2770-FR		Coin Tube Assy 5¢ FR
5	3F 10436	Reel Operating Lever, FR	4X 2910-FR		Coin Tube Assy 10¢ FR
6	3AR 9118-FR	Disc Stop Lever, FR	4X 2900-FR		Coin Tube Assy 25¢ FR
7	3AG 3793-FR	Push Bar Spring, FR	25 4C 5214-FR		3rd Reel Stop Lever, FR
8	4AA 10321-FR	Cheese Bolt #12-24 x 1"	26 4C-1 10114-FR		4th Reel Stop Lever, FR
9		See item 12	27 4D 2724-FR		Reel Stop Lever Shaft, FR
10	3AT 6473-FR	Disc Stop Lever Inner, FR	28 6T 10199-FR		Jackpot Slide Lever 5¢, FR
11	4R 10108-FR	1st Reel Disc Bearing & Hub, FR	6T 10200-FR		Jackpot Slide Lever 10¢, FR
12	4M 10104-FR	1st Reel Hub Assy, FR	6T 10201-FR		Jackpot Slide Lever 25¢, FR
13	4N 10105-FR	2nd Reel Hub Assy, FR	29 5AX 650-FR		Slide Lever Guide 5¢, FR
14	4S 10109-FR	2nd Reel Disc Bearing & Hub, FR	5AX 3649-FR		Slide Lever Guide 10¢, FR
15	4P 10106-FR	3rd Reel Hub Assy, FR	5AX 3429-FR		Slide Lever Guide 25¢, FR
16	4P-1 10107-FR	4th Reel Hub Assy, FR	30 6H 7658-FR		Timing Lever Bracket Assy, FR
17	4S-1 10110-FR	3rd Reel Disc Bearing & Hub, FR	31 6M 7880-FR		Slide Lever Fulcrum, FR
18	4L 722-FR	Reel, FR	32 6D 10058-FR		Reel Stop Lever Spring, FR
19	4E STD-734-FR	Reel Stop Lever Spacer, FR	33 6AE 10057-FR		Reel Stop Lever Spring Hook
20	5E 3422-FR	18 Payout Lever 5¢, FR	34 6C 9120-FR		Disc Stop Lever Bracket, FR
	5E 2178-FR	18 Payout Lever 10¢, FR	35 6C-1 10115-FR		Spring Bracket

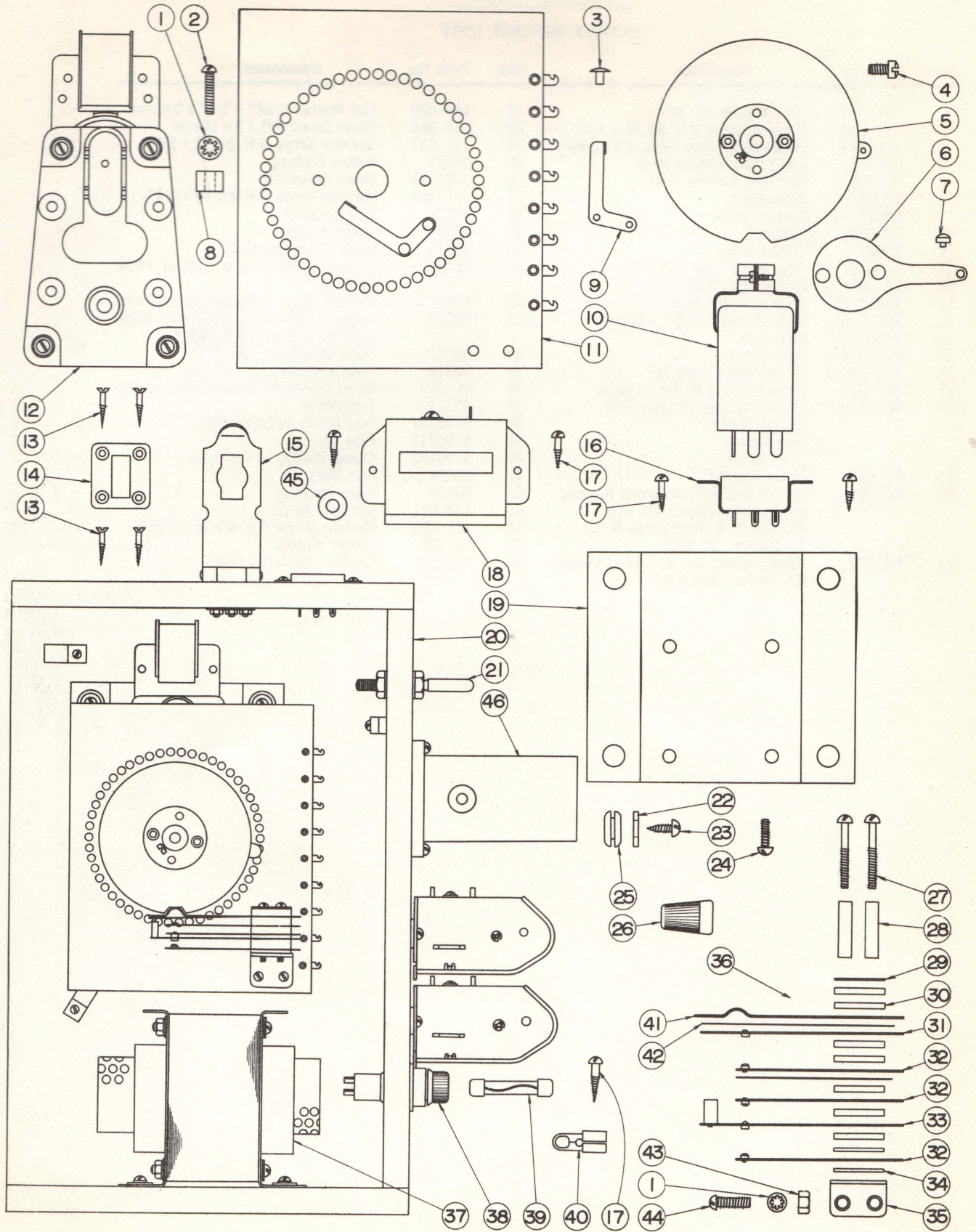


PARTS LIST ON REVERSE PAGE

PARTS LIST

SEGA CONSOLE STAND

Item Code	Parts No.	Description	Item Code	Parts No.	Description
1	111-090	Mach. Screw, F.H. #10-32 x 1/2"	29	SST 220	Card Holder
2	122-009	Wood Screw, R.H. 4.1 x 16m/m	30	S-90201	Fluor. Light, 15W
3	2EH 20090	Lower Overflow Chute	31	S-90173	Ballast Coil, 15W
4	133-013	Hex Nut, #10-32	32	S-90178	Connector, Speed
5	111-057	Mach. Screw, R.H. #10-32 x 1 1/8"	33	S-90232	AC Outlet, Recessed Type
6	SGB 1039-6	Locking Lever	34	122-015	Wood Screw R.H. 2.7 x 10m/m
7	SGB 1039-5	Hub	35	122-012	Wood Screw F.H. 4.1 x 25m/m
8	SST 219	Contact Plate	36	144-057	Flat Washer, M3
9	SGB 1039-3	Disc	37	S-90230	AC Outlet, Table Type, Single
10	122-013	Wood Screw, F.H. 4.5 x 38 m/m	38	S-90233	Plug, AC, Self-Locking Type
11	SGB 1039-4	Ratchet Dog	39	SST 200	SEGA Stand
12	SGB 1039-2	Base	40	SST 212	Cash Box
13	111-234	Mach. Screw F.H., 1/4-20 x 2"	41	122-004	Wood Screw, R.H., 3.5 x 16m/m
14	SGB 1039-9	Spring	42	SST 214	Door Chain #20
15	SGB 1039-7	Locking Rod	43	133-011	Hex Nut, #6-32
16	122-004	Wood Screw R.H. 3.5 x 16m/m	44	144-059	Flat Washer, 5/32" - 5/16" x 0.8m/m
17	SST 218	Ash Tray	45	SST 217	SEGA Name Casting
18	S-90244	Starter, Fluor. Bayonet Type	46	SST 210-1	Scuff Plate
19	S-90264	Socket, Fluor. Starter Bayonet Type	47	1AB 10598	Ace Lock, ANK Type
20	122-003	Wood Screw R.H. 3.1 x 16m/m	48	122-025	Wood Screw, F.H., 3.5 x 16m/m
21	S-90260	Socket, Fluor. Light, Spring Type	49	122-018	Wood Screw, F.H., 2.7 x 16m/m
22	SST 221	Carriage Bolt 1/4"-20x 2"	50	SST 211	Door Hinge
23	133-008	Hex Nut, 1/4"-20	51	K-106-R	Leg Adjuster Assy.
24	90687	Fluor. Lamp Socket Bracket	52	144-025	Flat Washer, 9/32" - 7/8" x 2m/m
25	133-045	Square Nut M4-8.5 x 2	53	SST 39	Flat Washer, Special
26	122-017	Wood Screw R. H. 3.1 x 13m/m	54	SST 215	Sponge Rubber Mat
27	111-284	Mach. Screw, F. H., M4 x 16m/m			
28	177-001	Brass Nail, 1.4 x 12			

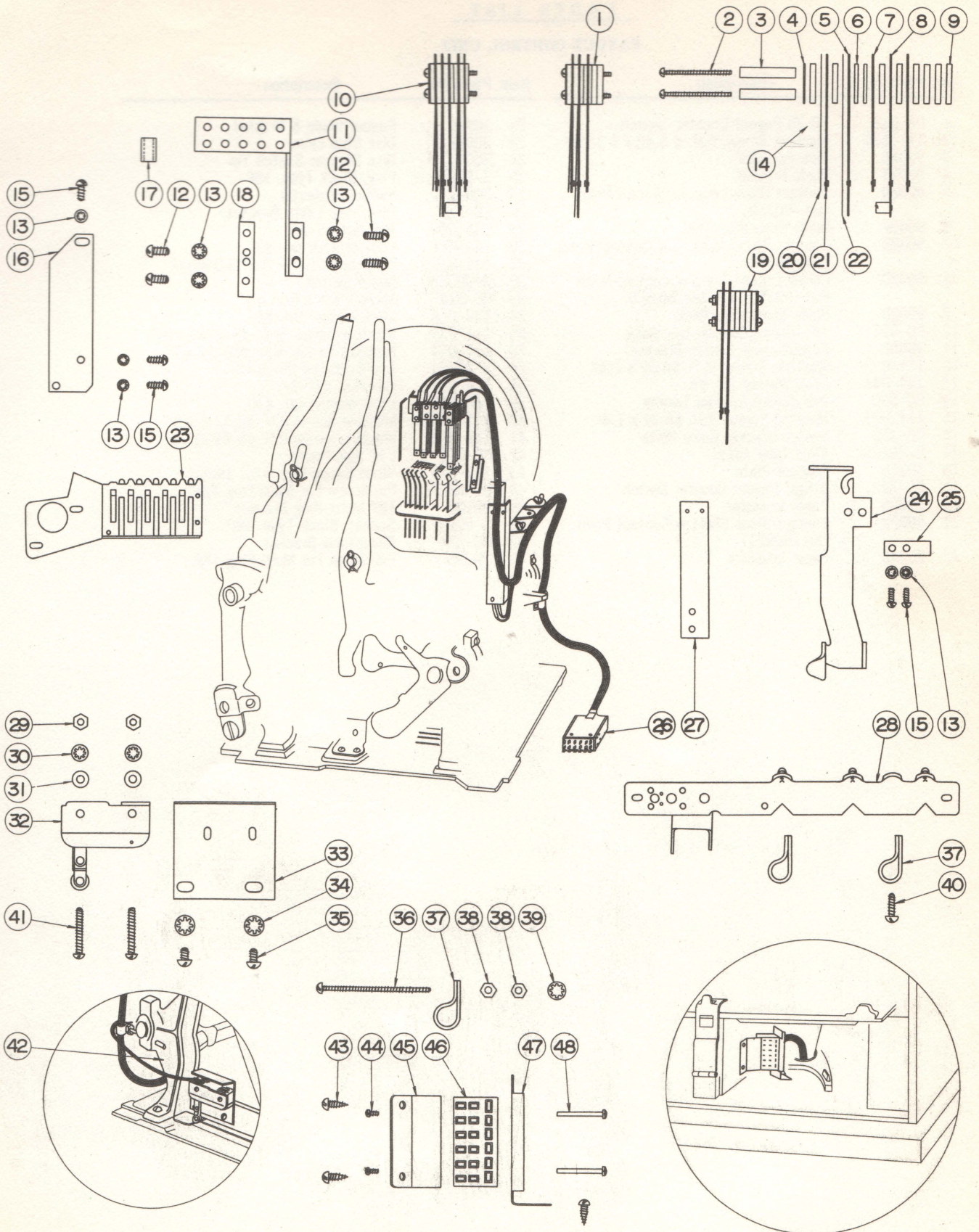


PARTS LIST ON REVERSE PAGE

PARTS LIST

PAYOUT CONTROL UNIT

Item	Parts No.	Description	Item	Parts No.	Description
1	144-044	Lock Washer Int. #8	22	144-020	Flat Washer 9/64" - 3/8" x 0.8m/m
2	111-034	Machine Screw R.H. #8-32 x 3/4"	23	122-016	Wood Screw R.H. 3.5 x 16m/m
3	166-013	Hollow Rivet, Thin Head, 2 x 3.5m/m	24	111-037	Machine Screw R.H. #8-32 x 3/8"
4	PC-311	Cap Screw, Cheese Head	25	90008	Rubber Bushing
5	PC-305	Cam Disc & Wiper Assy	26	S-90178	Speed Connector
6	90352	Wiper Blade	27	111-105	Machine Screw R.H. #5-40 x 3/4"
7	90121	Contact Point	28	90028	Pipe Insulator
8	PC-326	Spacer	29	90031	Blade Washer
9	90087	Ground Wiper	30	90026	Blade Separator-Thick
10	S-90237-2	Plug, Block Type 18P	31	90020	Contact Blade-Long w/Contact Point (90021)
11	PC-304	Contact Disc Assy.	32	90022	Contact Blade-Short w/Contact Point
12	90357-25	Control Motor Assy.	33	90020	Contact Blade-Long w/Contact Point (90350) & Blade Tip-9 (90030)
13	122-018	Wood Screw F.H. 2.7 x 16m/m	34	90027	Blade Separator-Thin
14	S-80016-1	Hasp Lock	35	90316	Switch Bracket
15	S-80016-2	Hasp 75m/m	36	PC-323	Motor Carry-over & Main Payout Switch
16	S-90237-1	Socket, Block Type 18P	37	90317	Transformer
17	122-017	Wood Screw R.H. 3.1 x 13m/m	38	S-90207	Fuse Holder w/Screw Cap
18	90303-50	Electric Counter, 4 Digit, 50V (3 Star Meter) (Pay Meter) (J. P. Meter)	39	S-90212	Fuse 2A
19	PC-325	Motor Bracket	40	S-90182	Clamp, Plastic 12.7m/m I.D.
20	PC-301	Control Unit & Transformer Housing w/Perforated Sheets (PC-310-1) (PC-310-2) & Wood Screw R.H. 3 x 10m/m (122-002)	41	90024	Cam Blade
21	PC-309	Handle, w/Hex Nut #12-14 (133-015) & F.Washer (144-014)	42	90025	Paper Insulator
			43	133-011	Hex Nut, #6-32
			44	111-085	Machine Screw R.H. #6-32 x 5/16"
			45	PC-329	Rubber Washer
			46	PC-328	Electric Counter, 5 Digit

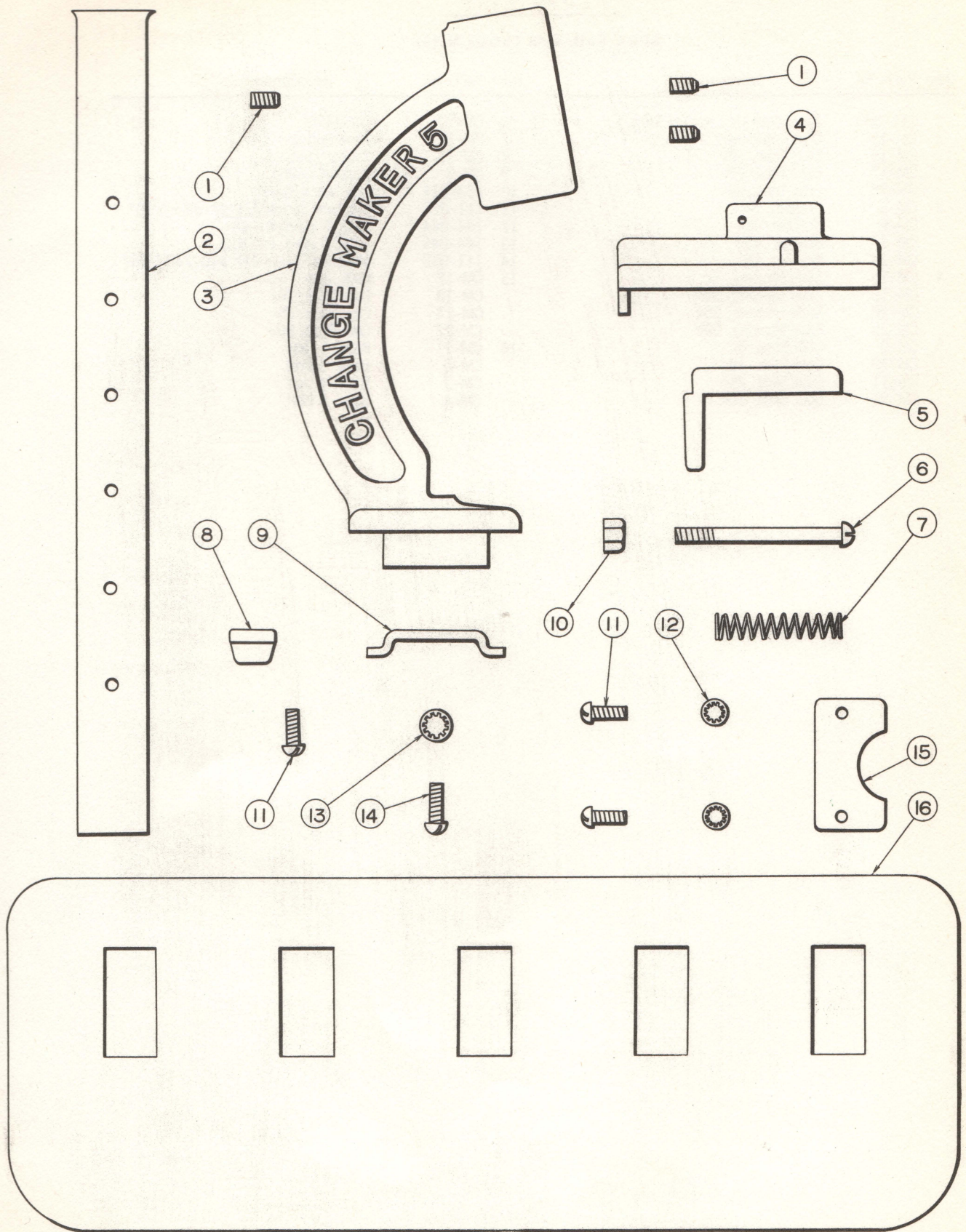


PARTS LIST ON REVERSE PAGE

PARTS LIST

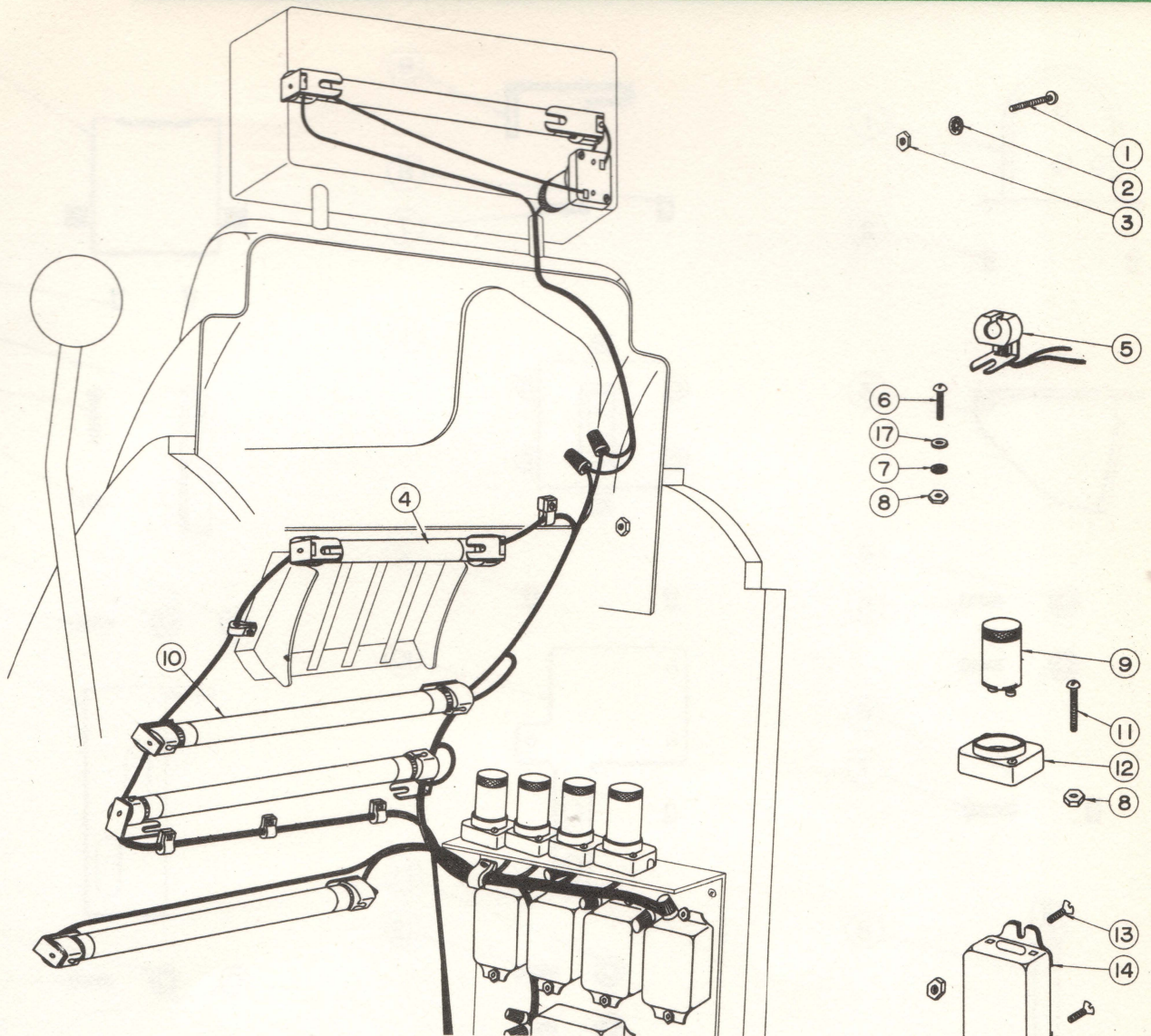
PAYOUT CONTROL UNIT

Item	Parts No.	Description	Item	Parts No.	Description
1	PC-319	10-20 Payout Counter Switch	23	30095	Payout Guide & Bracket
2	111-125	Machine Screw, R.H. # 5-40 x 1 3/16"	24	30082	Disc Stop Lever
3	90028	Pipe Insulator	25	30080	Disc Stopper Switch Tip
4	90031	Blade Washer	26	S-90237-2	Plug, Block Type, 18P
5	90020	Contact Blade-Long w/Contact Point Flat (90350)	27	30052	Switch Protector
6	90027	Blade Separator-Thin	28	PC-312	Disc Stop Lever Bracket
7	90399	Contact Blade, 0.3 x 43 w/Contact Point, Flat (90350)	29	133-009	Hex Nut #5-40
8	90020	Contact Blade-Long w/Contact Point Flat (90350) & Blade Tip-6.5	30	144-041	Lock Washer Int. #5
9	90026	Blade Separator-Thick	31	144-020	F.Washer 9/64" - 3/8" x 0.8m/m
10	PC-321	J.P. Payout Counter Sw. Assy.	32	S-90353	Micro Switch
11	30053	Payout Lever Switch Bracket	33	PC-318	Micro Switch Bracket
12	111-023	Machine Screw, R.H. #6-32 x 1/4"	34	144-044	Lock Washer Int. #8
13	144-043	Lock Washer Int. #6	35	111-035	Machine Screw, R.H. #8-32 x 3/16"
14	PC-320	2/5 Payout Counter Switch	36	111-044	Machine Screw, R.H. #10-24 x 2"
15	111-023	Machine Screw, R.H. #6-32 x 1/4"	37	S-90181	Clamp Plastic 8m/m I.D.
16	PC-316	Switch Bracket Guide Plate	38	133-014	Hex Nut, #10-24
17	S-90225	Vinyl Tube 4m/m	39	144-045	Lock Washer Int. #10
18	30116	Adaptor Plate	40	111-037	Machine Screw R.H. #8-32 x 3/8"
19	PC-322	3-Star Payout Counter Switch	41	111-083	Machine Screw R.H. #5-40 x 1"
20	90025	Paper Insulator	42	PC-315	L.H. Side Frame
21	90022	Contact Blade-Short w/Contact Point Flat (90021)	43	122-016	Wood Screw R.H. 3.5 x 16m/m
22	90345	Paper Insulator	44	(S-90237)	Pin Screw For Multi-Plug 18P
			45	90100	18P Multi-Plug Bracket
			46	S-90237-1	Socket, Block Type, 18P
			47	PC-324	Receptacle Bracket
			48	(S-90237)	Pin Screw For Multi-Plug 18P



PARTS LIST ON REVERSE PAGE

SEGA PARTS CATALOG



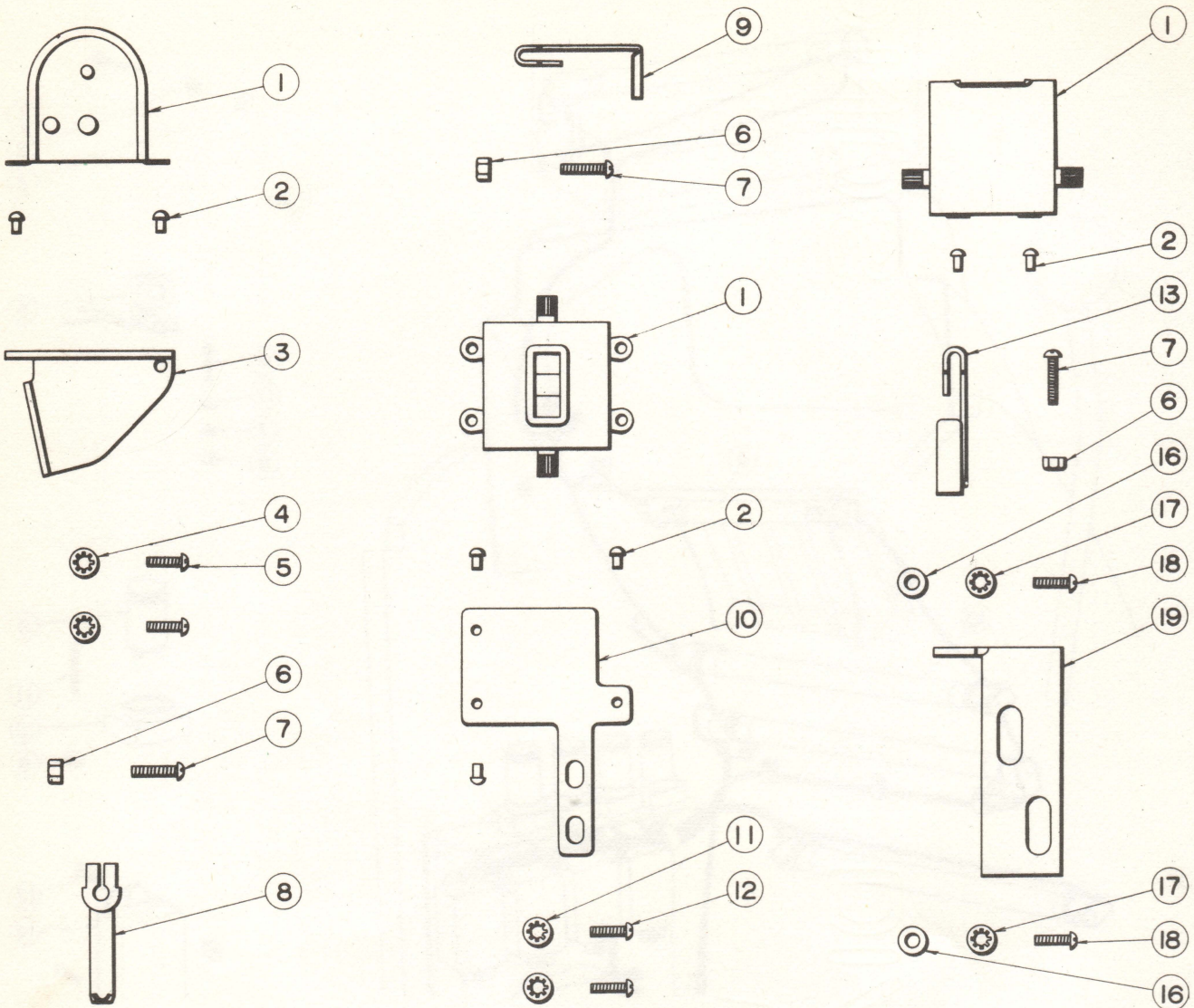
PARTS LIST

LIGHTING SYSTEM, SEGA STAR

Item	Part No.	Description	Item	Part No.	Description
1	111-027	Machine Screw, R.H. #8-32 x 5/16	10	S-90199	Fluorescent Light, 6W
2	144-044	Lock Washer, Int. #8	11	111-022	Machine Screw, R.H. #6-32 x 3/4
3	133-012	Hex. Nut #8-32	12	S-90264	Socket, Starter, Fluor. Bayonet Type
4	S-90197	Fluorescent Light, 4W	13	111-086	Machine Screw, F.H. #8-32 x 5/16
5	S-90321-1	Socket & Cord Assy. Black/White	14	S-90172	Ballast Coil, 6W
	S-90321-2	Socket & Cord Assy. Black/Yellow		S-90650	Ballast Coil, 220V 6W
	S-90321-3	Socket & Cord Assy. Black/Gray	15	122-016	Wood Screw, R.H. 3.5 x 16
	S-90321-4	Socket & Cord Assy. Black/Blue	16	S-90182	Clamp, Cord, Plastic, 12.7mm I.D.
	S-90321-5	Socket & Cord Assy. Red/White		S-90181	Clamp, Cord, Plastic, 8mm I.D.
	S-90321-6	Socket & Cord Assy. Red/Yellow	17	144-023	Flat Washer, 9/64 - 3/8 x 0.6
	S-90321-7	Socket & Cord Assy. Red/Gray	18	S-90185	Clamp, T.V. Feeder Type, Plastic
	S-90321-8	Socket & Cord Assy. Red/Blue	19	S-90688-8	Cable, Captire Vinyle, 0.18 x 20 STR. x 3 Black
6	111-023	Machine Screw, R.H. #6-32 x 1/4	20	S-90233	Plug, AC, Rubber, Self-Locking Type
7	144-043	Lock Washer, Int. #6	21	S-90178	Connector, Speed
8	133-011	Hex. Nut #6-32	22	144-045	Lock Washer, Int. #10
9	S-90244	Starter, Fluor. Bayonet Type, FG-1P	23	133-014	Hex. Nut #10-24
	S-90245	Starter, Fluor. Bayonet Type, FG-4P			

THESE PARTS ARE FOR THE ABOVE MODEL ONLY. REFER TO RESPECTIVE SECTIONS OF THIS CATALOG FOR COMMON PARTS.

SEGA PARTS CATALOG

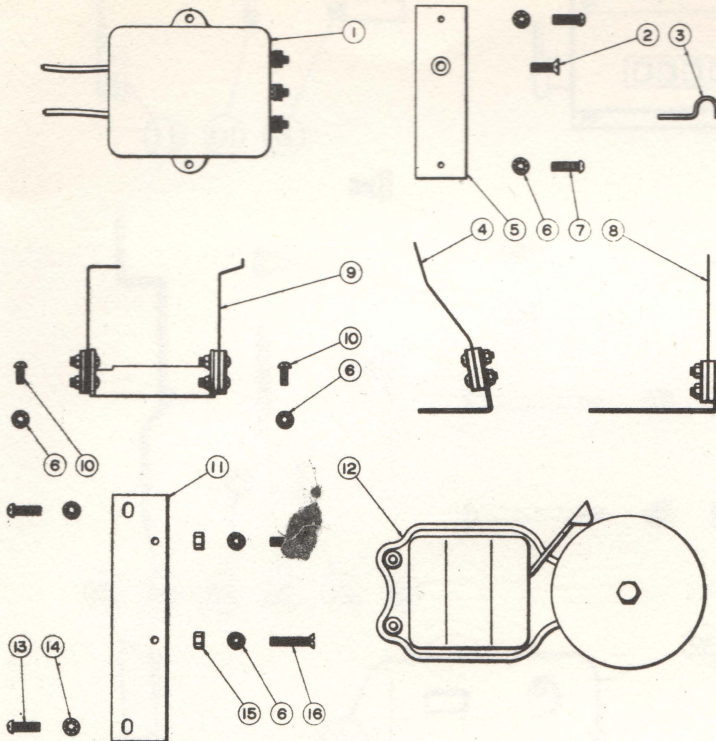


PARTS LIST

GUARANTEED PAYOUT METER

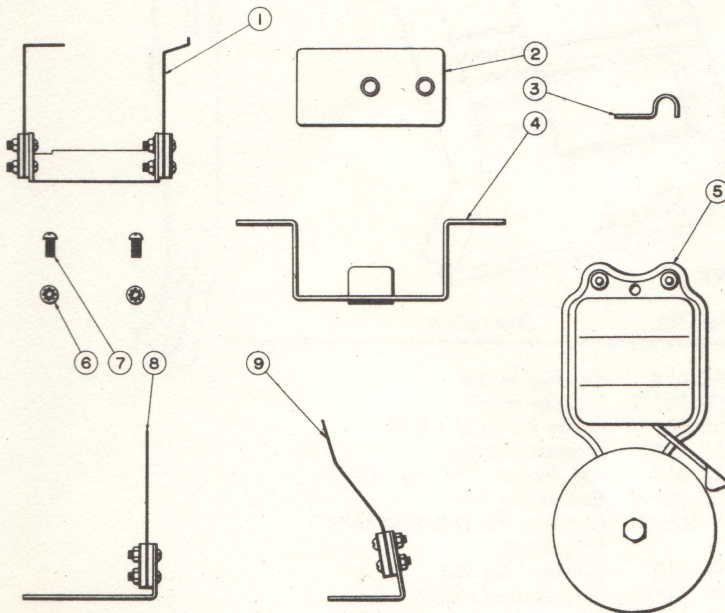
Item	Part No.	Description	Item	Part No.	Description
1	10J-10018	Meter, 3-Digit.	9	10N-10041	Arm for 777 Meter.
2	166-005	Rivet R.H. Aluminium, 2.5 x 6	10	10N-10026	Bracket, 7-7-7 Meter
3	10P-10056	Jackpot Meter Bracket, Payout Lever Position	11	144-044	Lock Washer Int. #8
4	144-043	Lock Washer Int. #6	12	111-026	Machine Screw, R.H. #8-32 x 1/4
5	111-023	Machine Screw, R.H. #6-32 x 1/4	13	10Q-1-10430	J.P. Meter Arm, Slide Position
6	133-010	Hex Nut, #4-40	16	144-013	Flat Washer, 7/32 - 1/2 x 1.2
7	111-009	Machine Screw, R.H. #4-40 x 1/2	17	144-045	Lock Washer, Int. #10
8	10P-10024	Arm For Regular J.P. Meter.	18	111-055	Machine Screw, R.H. #10-32 x 3/8
			19	10Q-10501	Meter Bracket, J.P. Installation

Sega Star Jackpot Bell System



Item	Part No.	Description
1	SGB-1313	Jackpot Bell Transformer
2	111-087	Machine Screw F.H. #8-32 x 3/8
3	S-90609	Clamp Cord, Plastic, Half Round 5mm I.D.
4	SGB-1303	Contact Blade Assy, Cabinet
5	SGB-1310	Transformer Bracket
6	144-146	Lock Washer, Int. #4
7	111-103	Machine Screw R.H. #6-32 x 3/8
8	SGB-1305	Contact Blade Assy, Mechanism
9	SGB-1307	Contact Blade Assy, Jackpot
10	111-132	Machine Screw R.H. #6-32 x 3/16
11	SGB-1309	Bell Bracket
12	S-90171	Bell 3" 6V
13	111-027	Machine Screw R.H. #8-32 x 5/16
14	144-044	Lock Washer, Int. #8
15	133-010	Hex Nut #4-40
16	111-295	Machine Screw F.H. #4-40 x 1/2

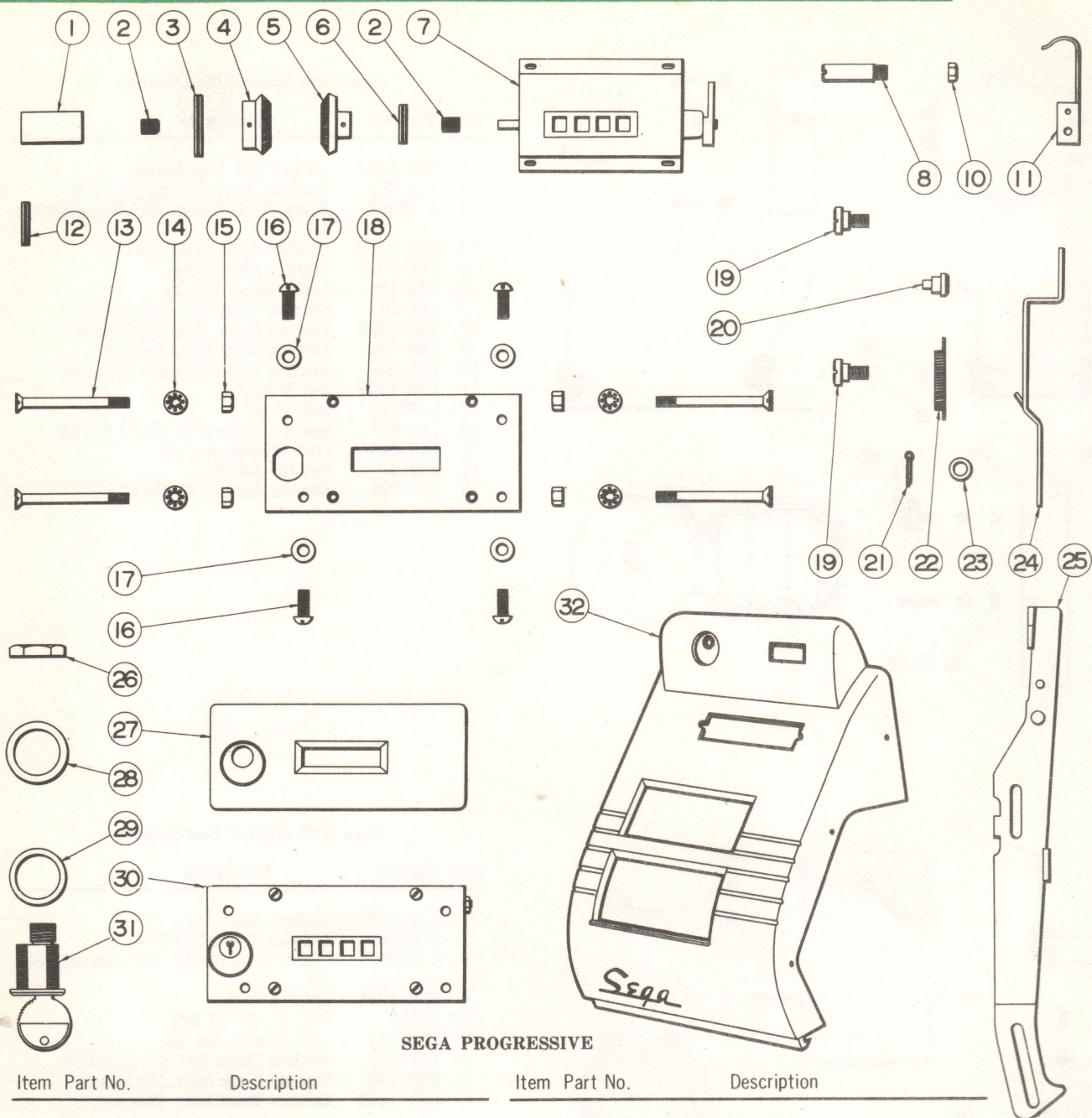
Sega Bell Jackpot Bell System



Item	Part No.	Description
1	SGB-1307	Contact Blade Assy, J.P.
2	S-90169	Battery, Dry, 1.5V FM-4
3	S-90609	Clamp, Cord, Plastic, Half-Round, 5mm I.D.
4	SGB-1038	Battery Holder
5	90663	Bell, 3", 6V, 21 Bell
6	144-043	Lock Washer, Int. #6
7	111-132	Machine Screw R.H. #6-32 x 3/16
8	SGB-1305	Contact Blade Assy. Mechanism
9	SGB-1303	Contact Blade Assy. Cabinet

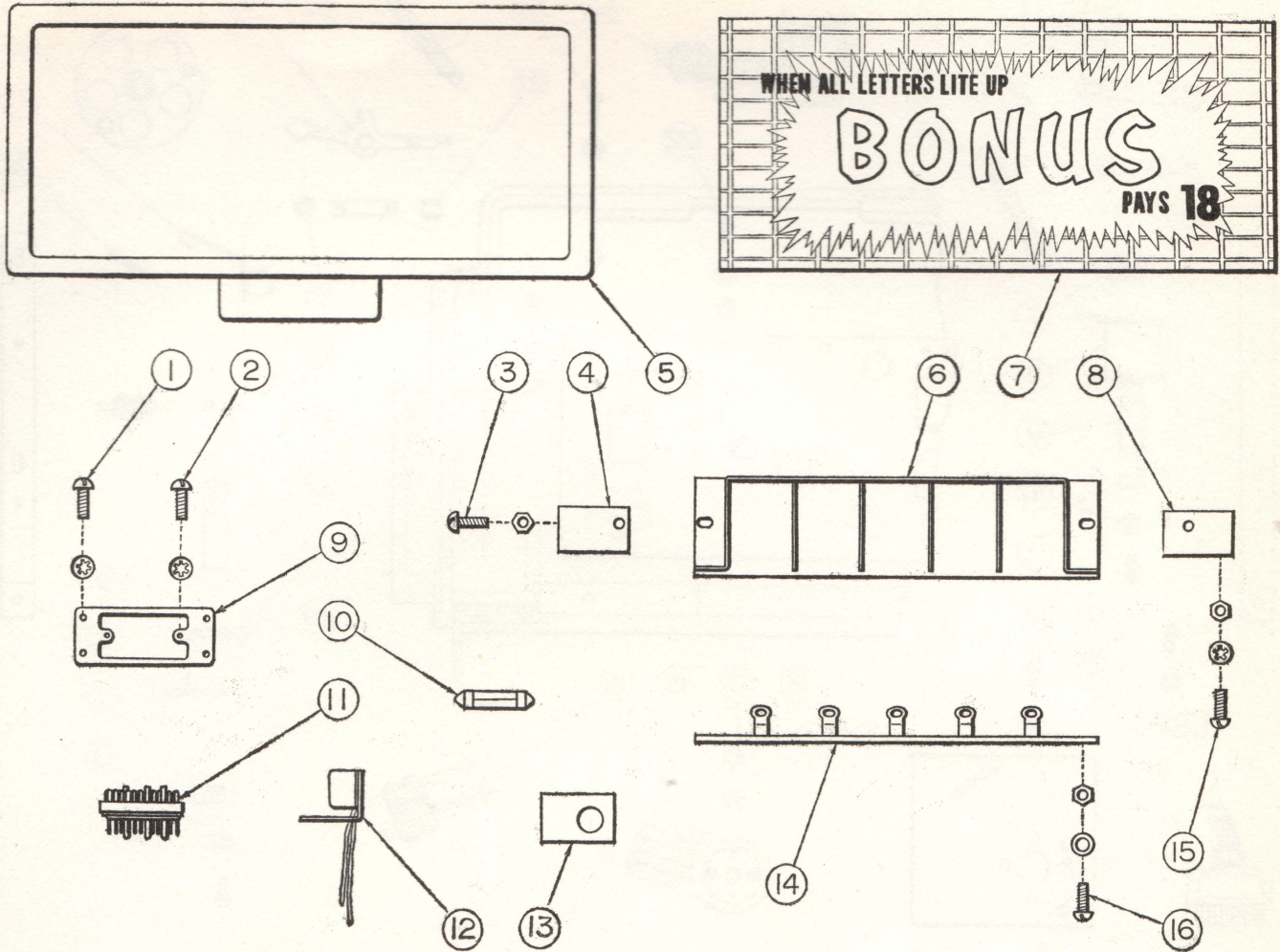
THESE PARTS ARE FOR THE ABOVE MODEL ONLY. REFER TO RESPECTIVE SECTIONS OF THIS CATALOG FOR COMMON PARTS.

COIN MACHINE 16



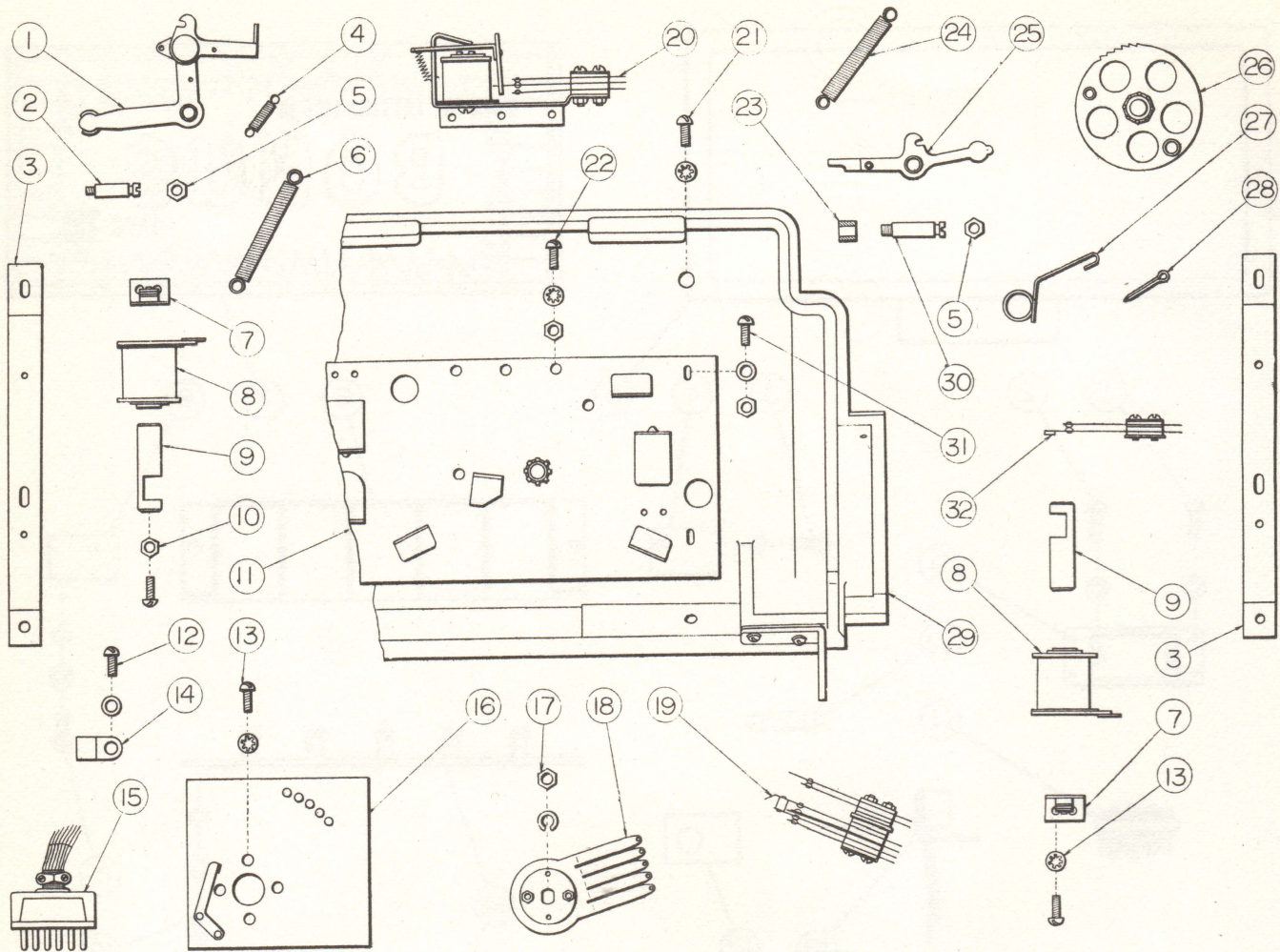
SEGA PROGRESSIVE

Item	Part No.	Description	Item	Part No.	Description
1	2ED-20283	Adaptor	19	6AC-674	Shoulder Screw
2	111-174	Set Screw, Hex Socket Cup Point, M3x4	20	2CU-20172	Shoulder Rivet
3	155-020	Roll Pin, 2 x 20	21	155-007	Cotter Pin 3/32 x 9/16
4	2EB-20281	Bevel Gear (Lock)	22	5AS-1887	Extension Spring
5	2EC-20282	Bevel Gear (Counter)	23	144-013	Flat Washer 7/32 - 1/2 x 1.2
6	155-022	Roll Pin, 1.5 x 10	24	2CU-20171	Connecting Arm
7	2DZ-20279	Progressive Counter RS-116 4 Digits	25	5N-10399	Coin Adv. Bar Operating Lever, Progressive
8	2FD-20363	Meter Arm Pin	26	PBF-110	Cylinder Lock Nut
10	2DY-20247	Hex. Nut #8-32, Special 1/4" O.D.	27	1BL-20277-1	Progressive Ornament, 5c
11	2CW-20173	Operating Link		1BL-20277-2	Progressive Ornament, 10c
12	155-021	Roll Pin, 1.5 x 12		1BL-20277-3	Progressive Ornament, 25c
13	111-175	Machine Screw, F.H #6-32 x 2 1/8" S=3/8	28	2EK-20285	Flat Washer
14	144-043	Lock Washer Int, #6	29	2EE-1-20292	Lock Spacer Ring
15	133-011	Hex. Nut #6-32	30	2ET-20299	Progressive Counter & Reset Assy.
16	111-027	Machine Screw R.H #8-32 x 5/16	31	2EE-20284	Cylinder Lock (Reset)
17	144-022	Flat Washer 17/64-3/8 x 0.6	32	1C-20278	Upper Front Casting, Progressive, Front Reset
18	2EA-20280	Mounting Plate			

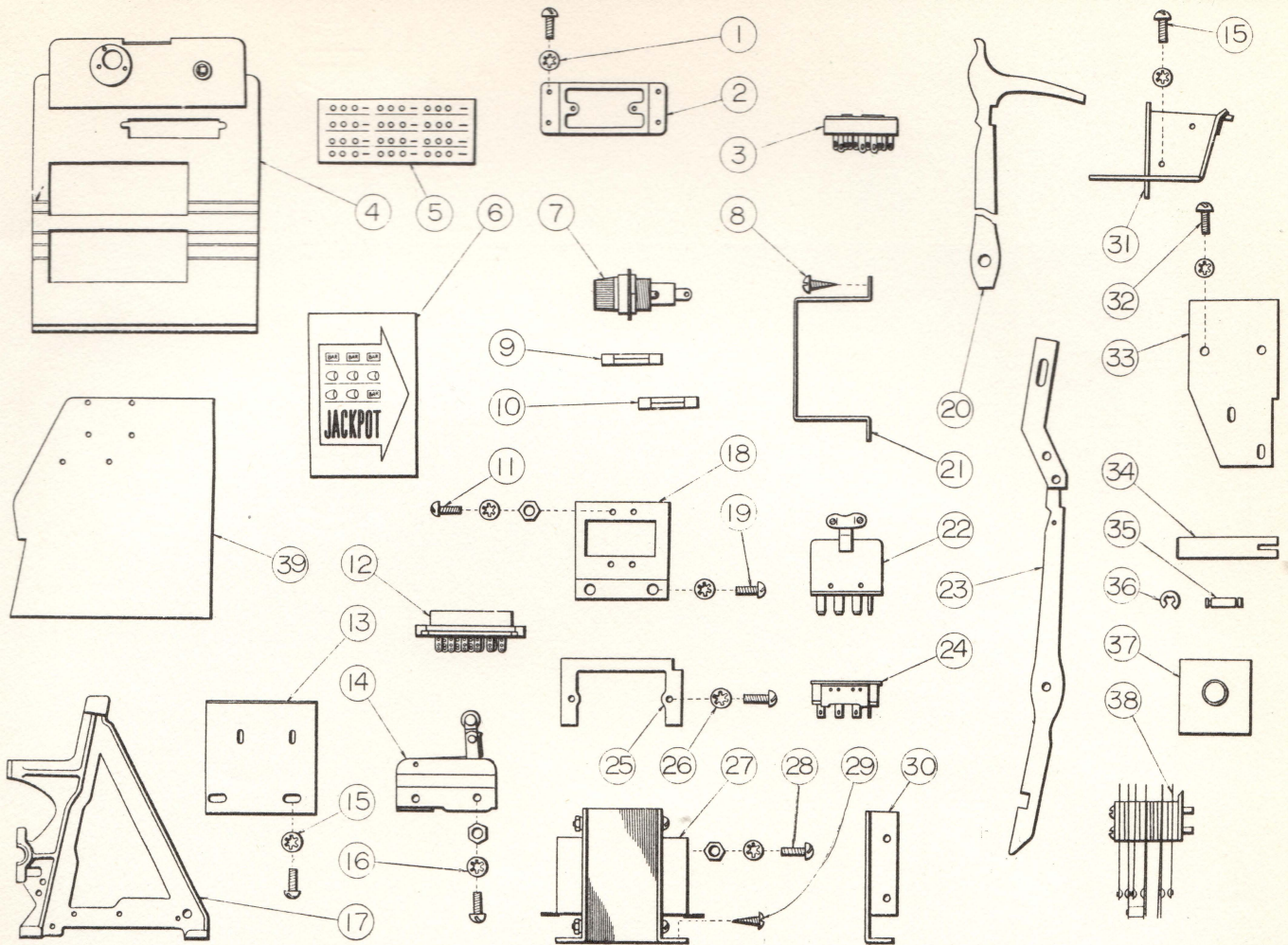


Item	Part No.	Description	Item	Part No.	Description
1	111-023	Machine Screw R.H. #6-32 x 1/4	10	S-90458	Bulb Festoon Type 24V 3W 8 x 36
	144-043	Lock Washer Int. #6	11	S-90713-2	Plug 15p
2	111-085	Machine Screw R.H. #6-32 x 5/16	12	S-90321-3	Socket & Cord Assy.
	144-043	Lock Washer Int. #6	13	31036	Glass Holding Plate
3	111-023	Machine Screw R.H. #6-32 x 1/4	14	31023	Lamp Socket Assy.
	133-011	Hex Nut #6-32	15	111-085	Machine Screw R.H. #6-32 x 5/16
4	31024	Lamp Socket Bracket, Right		144-043	Lock Washer Int. #6
5	31020-1	Light Box, Connector Type		133-011	Hex Nut. #6-32
6	31022	Lamp Panel	16	111-103	Machine Screw R.H. #6-32 x 3/8
7	1BD-20371	Billboard Glass, Bonus		133-011	Hex Nut. #6-32
8	31025	Lamp Socket Bracket, Left		144-059	Flat Washer 5/32-5/16 x 0.8
9	90714	Connector Bracket			

THESE PARTS ARE FOR THE ABOVE MODEL ONLY. REFER TO RESPECTIVE SECTIONS OF THIS CATALOG FOR COMMON PARTS.

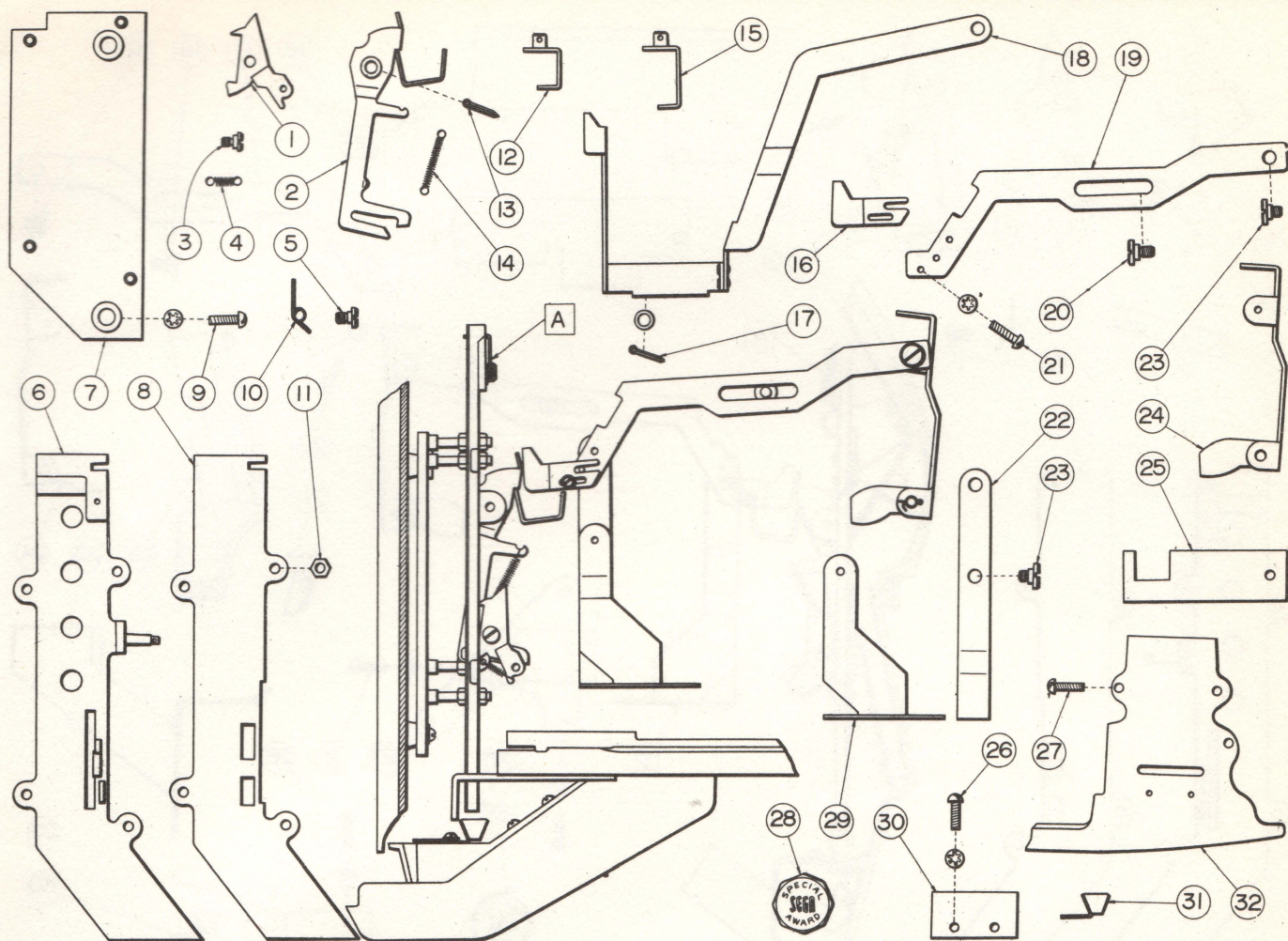


Item	Part No.	Description	Item	Part No.	Description
1	90691	Step-up Lever	133-009	Hex Nut #5-40	
2	90061	Step-up Arm Post	144-041	Lock Washer Int. #5	
3	31009	Step-up Unit Bracket	20	31010	Switch Assy.
4	AF-2308	Extension Spring	21	111-026	Machine Screw R.H. #8-32 x 1/4
5	133-013	Hex-Nut #10-32	144-044	Lock Washer Int. #8	
6	90068	Extension Spring	22	111-037	Machine Screw R.H. #8-32 x 3/8
7	90071	Coil Stop	133-012	Hex Nut #8-32	
8	202C-6H	Coil, JG Unit Reset	144-044	Lock Washer Int. #8	
9	90073	Reset Plunger	23	90070	Spring Spacer
10	111-064	Machine Screw R.H. #10-32 x 1/2	24	90067	Extension Spring
	133-013	Hex Nut #10-32	25	90692	Reset Arm Assy.
11	31004	Step-up Unit Base	26	90690	Step-up Gear 6 Teeth Assy.
12	111-023	Machine Screw R.H. #6-32 x 1/4	27	90696	Reset Torsion Spring
	144-059	Flat Washer 5/32-5/16 x 0.8	28	155-002	Cotter Pin 1/8 x 1
13	111-023	Machine Screw R.H. #6-32 x 1/4	29	31002	Top Rear Casting Assy.
	144-043	Lock Washer Int. #6	30	90063	Reset Arm Post
14	S-90182	Clamp, Cord, Plastic 12.7m/m I.D.	31	111-085	Machine Screw R.H. #6-32 x 5/16
15	S-90700-2	Plug, 13p, Red TV-QP13A	144-059	Flat Washer 5/32-5/16 x 0.8	
16	31007	Point Disc Assy.	133-011	Hex Nut #6-32	
17	133-008	Hex Nut #1/4-20	32	31006	Switch Assy.
	144-039	Spring Washer #1/4	111-401	Machine Screw R.H. #5-40 x 5/8	
18	31008	Wiper Blade Assy.	133-009	Hex Nut #5-40	
19	31005	Switch Assy.	144-041	Lock Washer Int. #5	
	111-125	Machine Screw R.H. #5-40 x 1 3/16			



Item	Part No.	Description	Item	Part No.	Description
1	144-043	Lock Washer, Int. #6	144-044	Lock Washer, Int. #8	
	111-023	Machine Screw R.H. #6-32 x 1/4	20	31016	Advance Switch Lever
2	90714	Connector Bracket	21	90697	Fuse Holder Bracket Double
3	S-90713-1	Socket, 15p	22	S-90401-2	Plug, Block Type, 8p
4	31037	Upper Front Casting, Connector Type	23	31031	Bonus Payout Lever
5	2BF-20379	Reward Glass, 3J.P. No Star	24	S-90401-1	Socket, Block Type, 8p
6	1Y-20380	Reel Window Ornament, 3 J.P. No Star	25	31014	Socket Clamp
7	S-90637	Fuse Holder, w/Bayonet Cap	26	111-004	Machine Screw R.H. M3 x 10
8	122-008	Wood Screw, R.H. 4.1 x 13	27	144-075	Lock Washer Int. M3
9	S-90711	Fuse, 3 Amp, 6.4φ x 30	28	90699	Transformer, Power, 110-28V 1.5A
10	S-90645	Fuse, 1 Amp, 6.4φ x 30	29	111-024	Machine Screw R.H. #6-32 x 1 3/4
11	111-082	Machine Screw R.H. #5-40 x 1/4		144-043	Lock Washer Int. #6
	144-041	Lock Washer, Int. #5		133-011	Hex Nut #6-32
	133-099	Hex Nut #5-40	29	122-009	Wood Screw R.H. 4.1 x 16
12	S-90700-1	Socket, 13p, Red TV-QS 13A	30	31033	Transformer Bracket
13	PC-318	Micro Switch, Bracket	31	31015	Payout Guide & Bracket
14	S-90353	Switch, Micro Type	32	144-043	Lock Washer Int. #6
15	111-026	Machine Screw R.H. #8-32 x 1/4		111-132	Machine Screw R.H. #6-32 x 3/16
	144-044	Lock Washer, Int. #8	33	31030	Coil Bracket
16	111-236	Machine Screw R.H. #5-40 x 15/16	34	31028	Solenoid Plunger
	144-041	Lock Washer, Int. #5	35	31027	Link Pin
	133-009	Hex Nut #5-40	36	144-048	E. Washer 3.2m/m
17	PC-315	L.H. Side Frame	37	211C-12	Coil, Bonus Star
	31013	Bracket, Multi. Socket 8p	38	31029	Switch Assy.
18	31013	Bracket, Multi. Socket 8p		111-403	Machine Screw R.H. #5-40 x 1 7/6
19	111-035	Machine Screw R.H. #8-32 x 3/16		144-041	Lock Washer Int. #5
				133-009	Hex Nut #5-40
			39	31019	L.H. Guard Plate

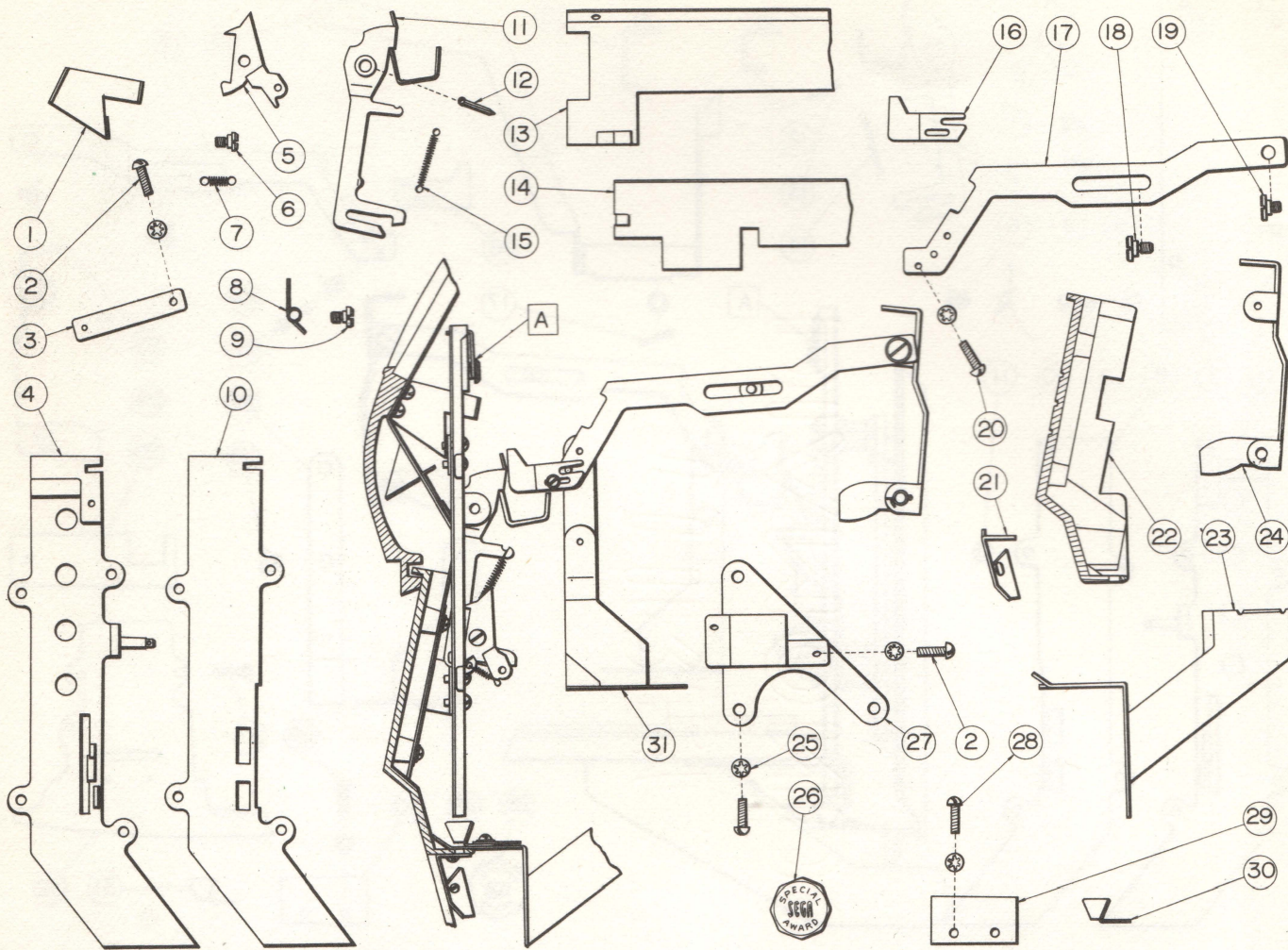
THESE PARTS ARE FOR THE ABOVE MODEL ONLY. REFER TO RESPECTIVE SECTIONS OF THIS CATALOG FOR COMMON PARTS.



Item	Part No.	Description
1	9X-10758	Token Release Finger Assy.
2	9W-10753	Token Release Arm Assy.
3	9U-10756	Shoulder Screw, Token Holding Lever
4	9T-10755	Extension Spring, Token Release Finger
5	9Y-10759	Shoulder Screw, Token Stop Spring
6	9R1-10754	Token Chute
7	9AW-10747	Token Chute Unit Bracket
8	9AB-10752	Token Chute Cover
9	111-032	Machine Screw, R.H. #8-32x1/2
	144-122	Flat Washer, 4.4 x 16 x 1.6
10	9Z-10760	Token Stop Spring
11	133-012	Hex Nut, #8-32
12	3BX-10748	Guide Bracket, (for 1d 20 pay)
13	155-014	Cotter Pin, 1/16 x 1/2
	144-016	Flat Washer 7/32 - 1/2 x 0.5
14	9S-10757	Extension Spring, Token Release Lever
15	3BX-10749	Guide Bracket, (for 1d 12 pay)
16	3CD-10841	Push Bar Tip
17	155-004	Cotter Pin, 1/16 x 5/8
	144-010	Flat Washer, 21/64 - 9/16 x 0.5
18	3J-10761	Token Release Push Bar Assy. (for 1d)

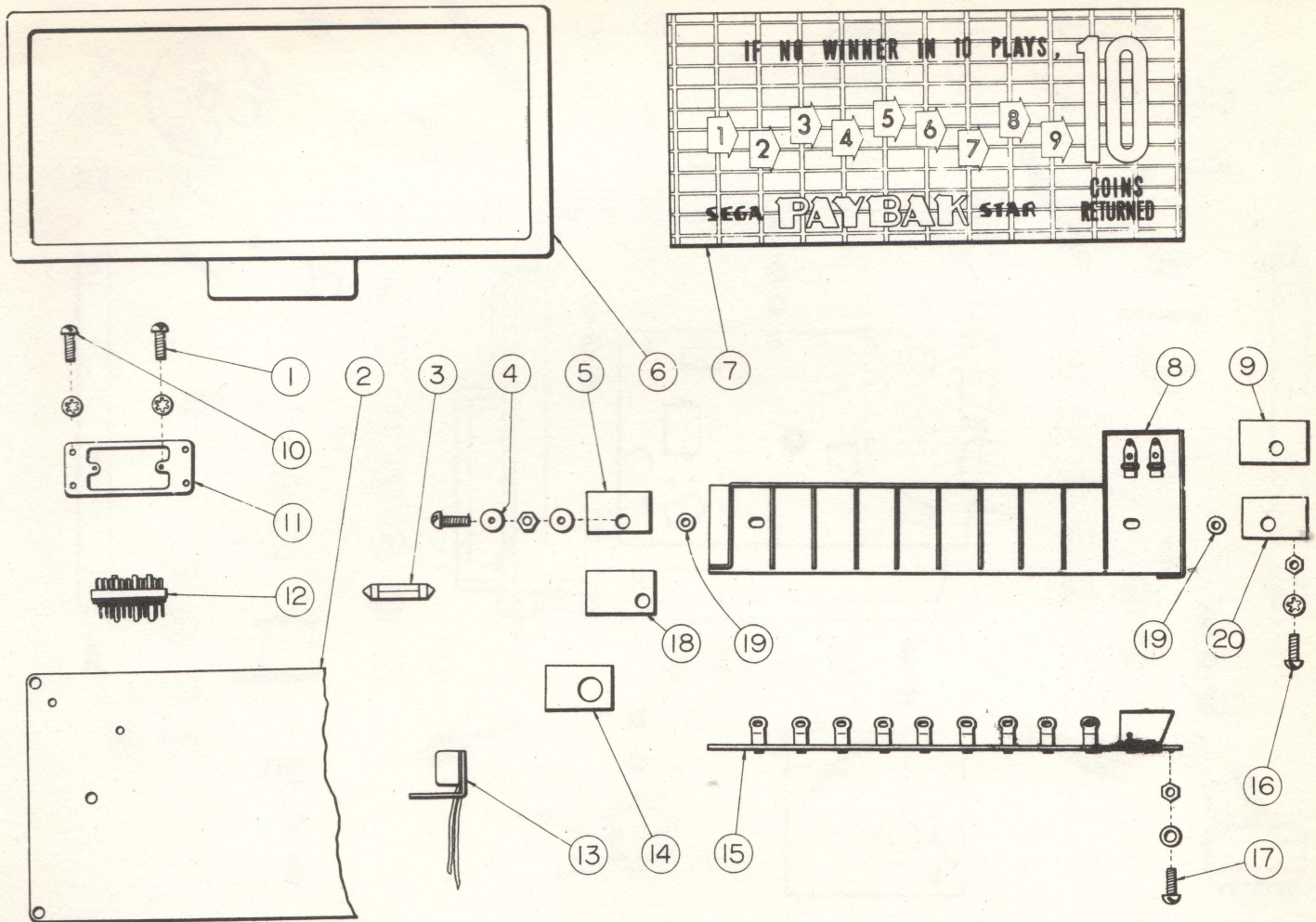
Item	Part No.	Description
19	3J-10840	Award Check Release Push Bar
20	3K-10842	Shoulder Screw
	144-010	Flat Washer 21/64 - 9/16 x 0.5
21	144-043	Lock Washer, Int. #6
	111-132	Machine Screw R.H. #6 - 32 x 3/16
22	3BZ-10828	Token Release Operating Bar (for JP)
23	3BY-10767	Shoulder Screw
24	3AR-9118	Disc Stop Lever
25	2AU-10765	Front Mounting Bracket
26	111-037	Machine Screw, R.H. #8 - 32 x 3/8
	144-044	Lock Washer, Int. #8
27	111-027	Machine Screw, R.H. #8 - 32 x 5/16
28	9AC-10763	Award Token
29	3CA-10829	Token Release Operating Bracket
	144-045	Lock Washer Int. #10
	133-013	Hex Nut #10 - 32
30	1P-10751	Money Bowl Chute Cover
31	1P-10750	Money Bowl Chute
32	1P-10762	Money Bowl Cover, Token Chute Type
A	9AV-10746	Token Chute Unit

THESE PARTS ARE FOR THE ABOVE MODEL ONLY. REFER TO RESPECTIVE SECTIONS OF THIS CATALOG FOR COMMON PARTS.



Item	Part No.	Description
1	9AY-20504	Upper Bracket, Token Chute Unit
2	111-032	Machine Screw, R.H. #8-32 x 1/2
	144-044	Lock Washer, Int. #8
3	9AZ-20506	Chute Cover Bracket
4	9R1-10754	Token Chute
5	9X-10758	Token Release Finger Assy.
6	9U-10756	Shoulder Screw, Token Holding Lever
7	9T-10755	Extension Spring, Token Release Finger
8	9Z-10760	Token Stop Spring
9	9Y-10759	Shoulder Screw, Token Stop Spring
10	9AB-10752	Token Chute Cover
11	9W-10753	Token Release Arm Assy.
12	155-014	Cotter Pin 1/16 x 1/2
	144-016	Flat Washer 7/32 - 1/2 x 0.5
13	2BU-20507	Lower Light Bracket, Token Type
14	2BU-20508	Sliding Door, Token Type
15	9S-10757	Extension Spring, Token Release Lever
16	3CD-10841	Push Bar Tip
17	3J-10840	Award Check Release Push Bar

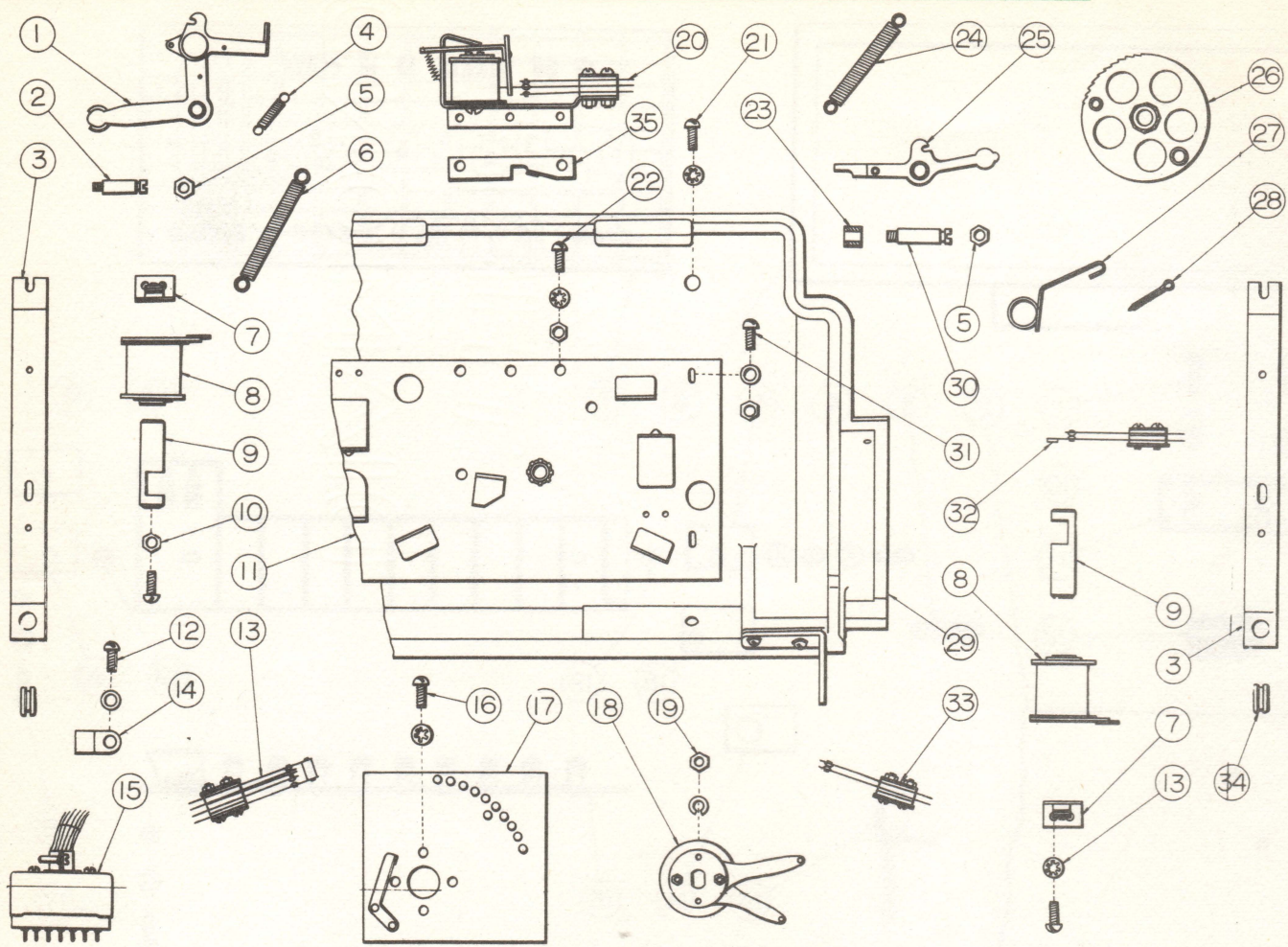
Item	Part No.	Description
18	3K-10842	Shoulder Screw
	144-010	Flat Washer 21/64 - 9/16 x 0.5
19	3BY-10767	Shoulder Screw
20	144-043	Lock Washer, Int. #6
	111-132	Machine Screw, R. H. #6-32 x 3/16
21	1BP-21039	Jackpot Protector
22	1D-21037	Lower Casting, Token Type
23	1AF-21038	Payout Chute & Bracket
24	3AR-9118	Disc Stop Lever
25	111-027	Machine Screw, R. H. #8-32 x 5/16
	144-044	Lock Washer, Int. #8
26	9AC-10763	Award Token
27	9AX-20505	Lower Bracket, Token Chute Unit
28	111-037	Machine Screw, R. H. #8-32 x 3/8
	144-044	Lock Washer, Int. #8
29	1P-10751	Money Bowl Chute Cover
30	1P-10750	Money Bowl Chute
31	(See Item 22, 23 and 29 on the back page)	
A	9AV-10746	Token Chute Unit



Item	Part No.	Description
1	111-085	Machine Screw R.H. #6-32 x 5/16
	144-043	Lock Washer Int. #6
2	32007	Light Box, Back Plate
3	S-90722	Bulb, Festoon Type, 28V 3W 8 x 36
4	111-103	Machine Screw R.H. #6-32 x 1/4
	32042	Insulator Washer
	133-011	Hex Nut, #6-32
5	32009	Lamp Socket Bracket, Left
6	31020-1	Light Box, Connector Type
7	IBD-20388	Billboard Glass, Paybak
8	32010	Lamp Panel
9	32041	Insulator Plate, Left
10	111-023	Machine Screw R.H. #6-32 x 1/4
	144-043	Lock Washer, Int. #6

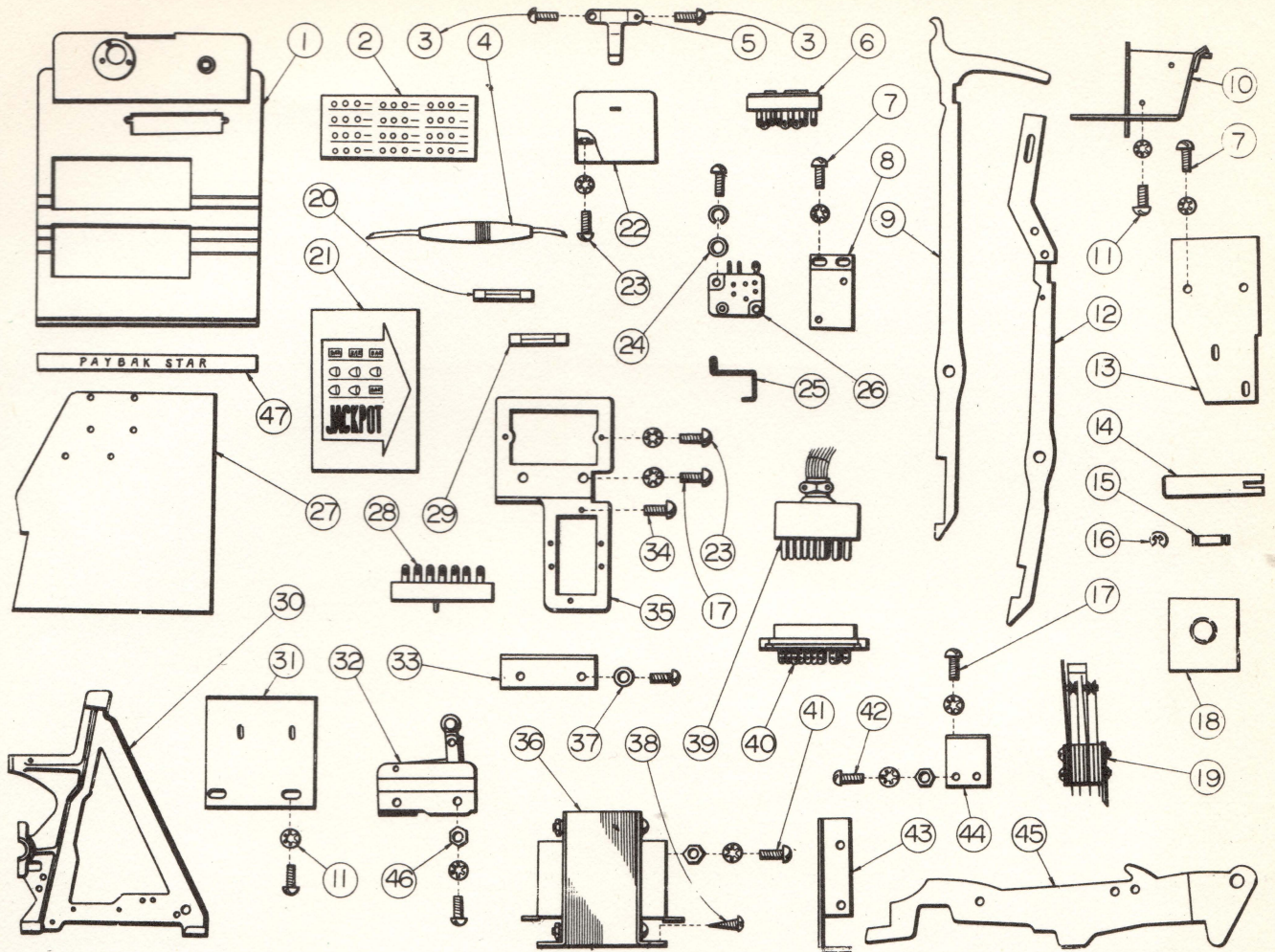
Item	Part No.	Description
11	90714	Connector Bracket
12	S-90713-2	Plug. 15P
13	S-90321-7	Socket & Cord Assy.
14	31036	Glass Holding Plate
15	32011	Lamp Socket Assy.
16	111-085	Machine Screw R.H. #6-32 x 5/16
	144-043	Flat Washer, Int. #6
	133-011	Hex Nut, #6-32
17	111-103	Machine Screw R.H. #6-32 x 3/8
	133-011	Hex Nut, #6-32
	144-059	Flat Washer, 5/32-5/16 x 0.8
18	32040	Insulator Plate, Right
19	32043	Insulator Tube
20	31024	Lamp Socket Bracket, Right

THESE PARTS ARE FOR THE ABOVE MODEL ONLY. REFER TO RESPECTIVE SECTIONS OF THIS CATALOG FOR COMMON PARTS.



Item	Part No.	Description
1	90691	Step-up Lever
2	90061	Step-up Arm Post
3	31009	Step-up Unit Bracket
4	AF-2308	Extension Spring
5	133-013	Hex Nut, #10-32
6	90068	Extension Spring
7	90071	Coil Stop
8	202C-6H	Coil, JG Unit Reset
9	90073	Reset Plunger
10	133-013	Hex Nut, #10-32
11	111-064	Machine Screw R.H. #10-32 x 1/2
12	31004	Step-up Unit Base
13	111-023	Machine Screw R.H. #6-32 x 1/4
14	144-059	Flat Washer, 5/32-5/16 x 0.8
15	32005	Switch Assy.
16	133-009	Hex Nut, #5-40
17	144-041	Lock Washer Int. #5
18	111-105	Machine Screw, R.H. #5-40 x 3/4
19	S-90182	Clamp, Cord, Plastic, 12.7m/m I.D.
20	S-90703-2	Plug, 20P CL 204-1 Red
21	111-023	Machine Screw R.H. #6-32 x 1/4
22	144-043	Lock Washer, Int. #6
23	32022	Point Disc Assy.
24	32003	Wiper Blade Assy.
25	144-039	Spring Washer, 1/4"
26	133-008	Hex Nut, #1/4-20
27	31010	Switch Assy.

Item	Part No.	Description	
28	111-026	Machine Screw R.H. #8-32 x 1/4	
29	144-044	Lock Washer Int. #8	
30	111-037	Machine Screw R.H. #8-32 x 3/8	
31	133-012	Hex Nut, #8-32	
32	144-044	Lock Washer Int. #8	
33	90070	Spring Spacer	
34	90067	Extension Spring	
35	90692	Reset Arm Assy.	
36	90708	Step-up Gear Assy. 11 Teeth	
37	90696	Reset Torsion Spring	
38	155-002	Cotter Pin, 1/8 x 1	
39	31002	Top Rear Casting Assy.	
40	90063	Reset Arm Post	
41	111-085	Machine Screw R.H. #6-32 x 5/16	
42	144-059	Flat Washer 5/32-5/16 x 0.8	
43	133-011	Hex Nut, #6-32	
44	31006	Switch Assy.	
45	133-009	Hex Nut, #5-40	
46	111-401	Machine Screw R.H. #5-40 x 5/8	
47	144-041	Lock Washer Int. #5	
48	32004	Switch Assy.	
49	111-386	Machine Screw R.H. #5-40 x 9/16	
50	133-009	Hex Nut, #5-40	
51	144-041	Lock Washer Int. #5	
52	34	90008	Rubber Bushing
53	35	31041	Pawl Stopper



Item Part No.	Description	Item Part No.	Description
1	31037 Upper Front Casting, Connector Type	24	111-113 Machine Screw R.H. #4-40 x 3/4
2	2BF-20387 Reward Glass, Paybak	144-020	Flat Washer 9/64-3/8 x 0.8
3	111-004 Machine Screw R.H. M3 x 10	144-032	Spring Washer, #4
4	S-90731 Fuse Holder, Single Connector Type	25	32039 Micro Switch Finger
5	90737 Junction Shell Cord Clamp	26	S-90649 Switch, Micro Type, V4-14
6	S-90713-1 Socket, 15P	27	32019 L.H. Guard Plate
7	111-132 Machine Screw R.H. #6-32 x 3/16	28	S-90703-1 Socket, 20P CL 204-4, Red
8	144-043 Lock Washer, Int. #6	29	S-90645 Fuse, 1 Amp. 6.4φ x 30
9	32038 Micro Switch Bracket	30	32034 L.H. Side Frame, Paybak
10	32018 2 Payout Lever, 6d, 10¢	31	PC-318 Micro Switch Bracket
11	32030 2 Payout Lever, 5¢, 25¢	32	S-90353 Switch, Micro Type, AM 1543
12	31015 Payout Guide & Bracket	33	32032 Transformer Bracket
13	32016 Coil Bracket	34	111-016 Machine Screw R.H. #5-40 x 1/2
14	31028 Solenoid Plunger	35	32031 Connector Bracket
15	31027 Link Pin	36	90735 Transformer, Power 120-28V 1.5A
16	144-048 E-Washer 3.2m/m	37	111-026 Machine Screw R.H. #8-32 x 1/4
17	111-035 Machine Screw R.H. #8-32 x 3/16	38	144-078 Flat Washer, M4
18	144-044 Lock Washer, Int. #8	39	122-009 Wood Screw R.H. 4.1 x 16
19	211C-12 Coil, Bonus Star	40	S-90574-2 Plug, 13P. TV-QS 13A
20	32025 Switch Assy.	41	S-90574-1 Socket, 13P. TV-QR 13A
21	111-124 Machine Screw R.H. #5-40 x 7/8	42	111-024 Machine Screw R.H. #6-32 x 1 3/4
22	133-009 Hex Nut, #5-40	43	144-043 Lock Washer Int. #6
23	144-041 Lock Washer Int. #5	44	133-011 Hex Nut, #6-32
24	S-90711 Fuse, 3 Amp. Japanese Size 6.4φ x 30	45	111-124 Machine Screw R.H. #5-40 x 7/8
25	1Y-20380 Reel Window Ornament 3 J.P. No. Star	46	114-041 Lock Washer, Int. #5
26	90736 Junction Shell	47	133-009 Hex Nut, #5-40
27	111-004 Machine Screw R.H. M3 x 10		
28	144-075 Lock Washer, Int. M3		

THESE PARTS ARE FOR THE ABOVE MODEL ONLY. REFER TO RESPECTIVE SECTIONS OF THIS CATALOG FOR COMMON PARTS.

PARTS LIST

SUPPLEMENT (A)

ENGLISH 6d

Section	Page	Item	Part No.	Description
1	1	38	1X-20231	Denominator, 6d
1	3	3	1X-1-10022	Denominator Button, 6d
3	1	57	3B1-10502	Safety Slide, 6d 1¢
3	1	56	3B2-10503	Bottom Slide, 6d
3	1	55	3B3-10401	5 Payout Slide, 6d
3	1	54	3B4-10402	10 Payout Slide, 6d
3	1	53	3B5-10403	14-18 Payout Slide, 6d
3	1	52	3B6-10504	Top Payout Slide, 6d, 1¢
3	1	51	3C-10505	Payout Slide Cover, 6d
3	1	37	3BE-10506	Service Post, 6d
3	1	47	3BE-10507	Service Post, Adjustable, 6d
4	1	14	4X-10508	Coin Tube, 6d
			7G-2917	Coin Holding Lever Assy. 10¢ 6d

ENGLISH 1d

Section	Page	Item	Part No.	Description
1	3	21	1R-10565	Reward Plate, E. Penny 12 Pay
1	1	38	1X-20339	Denominator, 1d
1	3	3	1X-1-10564	Denominator Button, 1d
1	1	42	1Y-20340	Reel Window Ornament, E. Penny
1	3	17	1Y-10563	Reel Window Ornament, E. Penny "3 Bars Pays 12"
1	1	49	1Z-20342	Name Plate, "Copper Star"
1	3	16	1Z-10594	Name Plate, "Copper Sega"
1	1	64	1AF-20345	Payout Chute & Bracket, 1d, 50¢ & \$
1	1	34	1BD-20338	Bill Board Glass, E. Penny
2	1	34	2BF-20337	Reward Glass, E. Penny
2	1	48	2Z-20343	Cash Box, E. Penny
2	5	37	2Z-10602	Cash Box, E. Penny
3	1	68	3A-10611	Mechanism Base, 50¢, E. Penny
3	1	56	3B2-10536	Bottom Slide, E. Penny, 12 Pay
3	1	—	3B-10537	4 Payout Slide, E. Penny, 12 Pay
3	1	—	3B-10538	6 Payout Slide, E. Penny, 12 Pay
3	1	—	3B-10539	8 Payout Slide, E. Penny, 12 Pay
3	1	—	3B-10540	10 Payout Slide, E. Penny, 12 Pay
3	1	—	3B-10541	12 Payout Slide, E. Penny, 12 Pay
3	1	—	3B-10557	Bottom Slide Spring, E. Penny, 12 Pay
3	1	—	3B-10558	4-6 Payout Slide Spring, E. Penny, 12 Pay
3	1	—	3B-10559	8 Payout Slide Spring, E. Penny, 12 Pay
3	1	—	3B-10560	10 Payout Slide Spring, E. Penny, 12 Pay
3	1	—	3B-10561	12 Payout Slide Spring, E. Penny, 12 Pay
3	1	56	3B2-10480	Bottom Slide, E. Penny
3	1	55	3B3-10475	5 Payout Slide, E. Penny
3	1	54	3B4-10476	10 Payout Slide, E. Penny
3	1	53	3B5-10699	14-18 Payout Slide, E. Penny
3	1	52	3B6-10479	Top Payout Slide, E. Penny
3	1	51	3C-10542	Payout Slide Cover, E. Penny
3	1	45	3D-10532	Payout Slide Stop, E. Penny
3	1	24	3AF-10612	Payout Slide Push Bar, E. Penny
3	1	64	3AH-10610	Payout Slide Stop Lever, E. Penny
3	1	37	3BE-10534	Service Post, E. Penny, 12 Pay
3	1	47	3BE-10533	Service Post, Adjustable, E. Penny, 12 Pay
3	1	37	3BE-10656	Service Post, E. Penny, 2-20 Pay
3	1	47	3BE-10657	Service Post, Adjustable, E. Penny 2-20 Pay
4	1	14	4X-10549	Coin Tube, E. Penny, 12 Pay
4	1	14	4X-10658	Coin Tube, E. Penny, 2-20 Pay
4	1	30	4AG-10546	Reel Disc, E. Penny, SG-1E
4	1	30	4AG-10547	Reel Disc, E. Penny, SG-2E
4	1	30	4AG-10548	Reel Disc, E. Penny, SG-3E
4	1	30	4AG-10605	Reel Disc, E. Penny, SG-1EL
4	1	30	4AG-10606	Reel Disc, E. Penny, SG-3EL
4	1	4	4AK-10543	Reel Strip, E. Penny, SG-1EL
4	1	4	4AK-10544	Reel Strip, E. Penny, SG-2E
4	1	4	4AK-10545	Reel Strip, E. Penny, SG-3EL
4	1	4	4AK-10588	Reel Strip, E. Penny, SG-1E
4	1	4	4AK-10590	Reel Strip, E. Penny, SG-3E
5	1	13	5E-10551	10 Payout Lever, E. Penny
5	1	14	5G-10552	8 Payout Lever, E. Penny
5	1	15	5J-10553	6 Payout Lever, E. Penny
5	1	16	5L-10554	2/4 Payout Lever, E. Penny
5	1	69	5AX-10555	Slide Lever Guide, E. Penny
			7G-10596	Coin Holding Lever Assy. E. Penny

PANAMANIAN 25¢

Section	Page	Item	Part No.	Description
1	1	37	1AM-20346	Coin Entry Ring, Panama 25¢
3	1	57	3B1-10624	Safety Slide, Panama 25¢
3	1	56	3B2-10625	Bottom Slide, Panama 25¢
3	1	55	3B3-10626	5 Payout Slide, Panama 25¢
3	1	54	3B4-10627	10 Payout Slide, Panama 25¢
3	1	53	3B5-10628	14-18 Payout Slide, Panama 25¢
3	1	37	3BE-10630	Service Post, Panama 25¢
3	1	47	3BE-1-10631	Service Post, Adjustable, Panama 25¢
3	1	51	3C-10623	Payout Slide Cover, Panama 25¢
7	1	3	7C-10632	Coin Chute Front Plate, Panama 25¢

HONG KONG 10¢

Section	Page	Item	Part No.	Description
3	1	56	3B2-10663	Bottom Slide, Hong Kong 10¢
3	1	55	3B3-10664	5 Payout Slide, Hong Kong 10¢
3	1	54	3B4-10665	10 Payout Slide, Hong Kong 10¢
3	1	53	3B5-10666	14-18 Payout Slide, Hong Kong 10¢
3	1	37	3BE-10660	Service Post, Hong Kong 10¢
3	1	47	3BE-10661	Service Post, Adjustable, Hong Kong 10¢
4	1	14	4X-10662	Coin Tube, Hong Kong 10¢
7	1	3	7C-10653	Coin Chute Front Plate, Hong Kong 10¢

HONG KONG 50¢

Section	Page	Item	Part No.	Description
3	1	56	3B2-10524	Bottom Slide, Hong Kong 50¢
3	1	55	3B3-10525	5 Payout Slide, Hong Kong 50¢
3	1	54	3B4-10526	10 Payout Slide, Hong Kong 50¢
3	1	53	3B5-10527	14-18 Payout Slide, Hong Kong 50¢
3	1	37	3BE-10528	Service Post, Hong Kong 50¢
3	1	47	3BE-10529	Service Post, Adjustable, Hong Kong 50¢
4	1	14	4X-10530	Coin Tube, Hong Kong 50¢
7	1	3	7C-10531	Coin Chute Front Plate, Hong Kong 50¢

HONG KONG 50¢, FOUR REELER

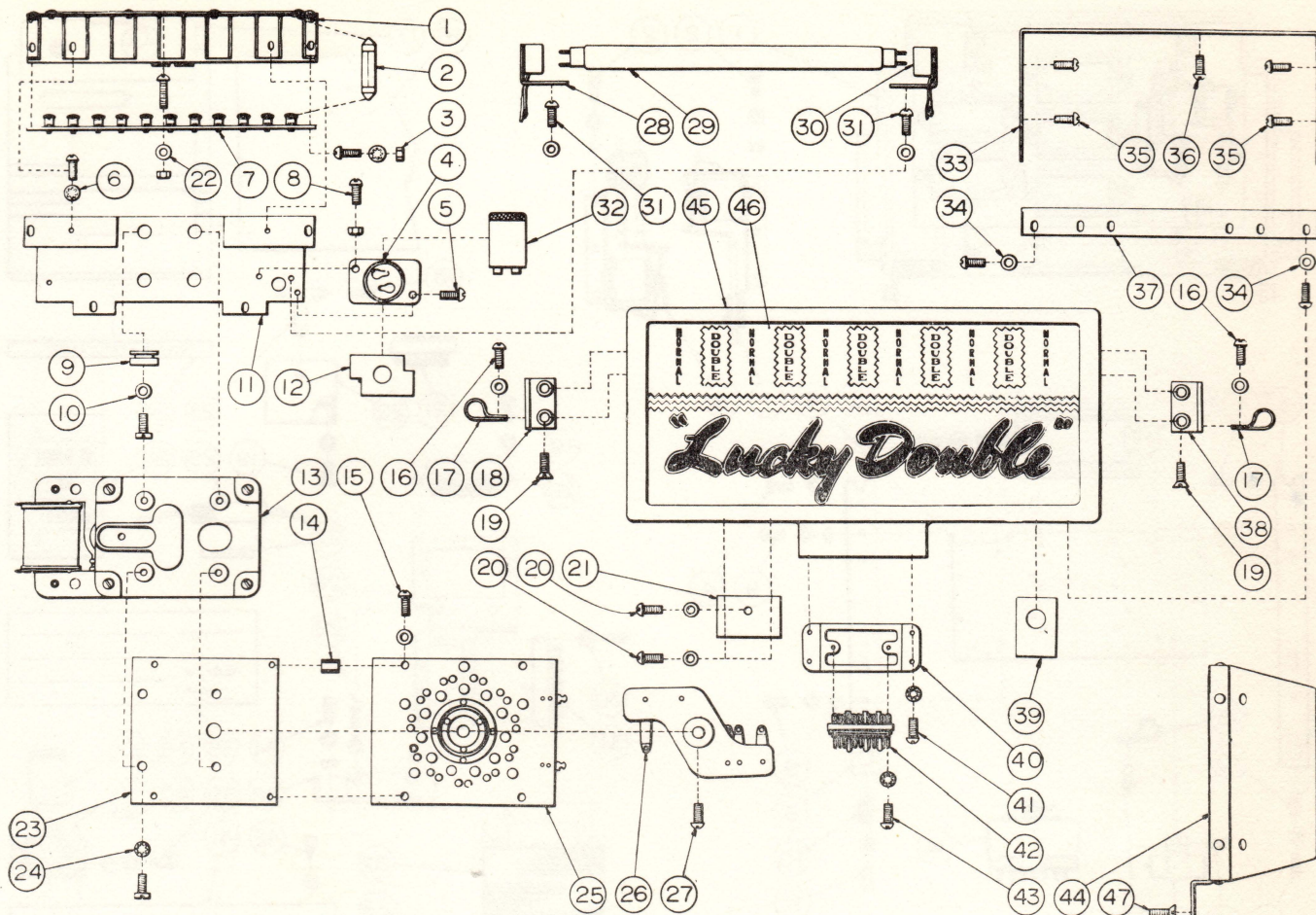
Section	Page	Item	Part No.	Description
10	1	2	3B2-10639	Bottom Slide, Hong Kong 50¢, FR
15	1	3	3BE-10640	Service Post, Hong Kong 50¢, FR
10	1	4	3BE-1-10641	Service Post, Adjustable, Hong Kong 50¢, FR
10	1	24	4X-10642	Coin Tube, Hong Kong 50¢, FR

HONG KONG \$

Section	Page	Item	Part No.	Description
3	1	56	3B2-10646	Bottom Slide, Hong Kong \$
3	1	55	3B3-10647	5 Payout Slide, Hong Kong \$
3	1	54	3B4-10648	10 Payout Slide, Hong Kong \$
3	1	53	3B5-10649	14-18 Payout Slide, Hong Kong \$
3	1	52	3B6-10650	Top Payout Slide, Hong Kong \$
3	1	37	3BE-10643	Service Post, Hong Kong \$
3	1	47	3BE-1-10644	Service Post, Adjustable, Hong Kong \$
4	1	14	4X-10645	Coin Tube, Hong Kong \$

MALAYAN 20¢

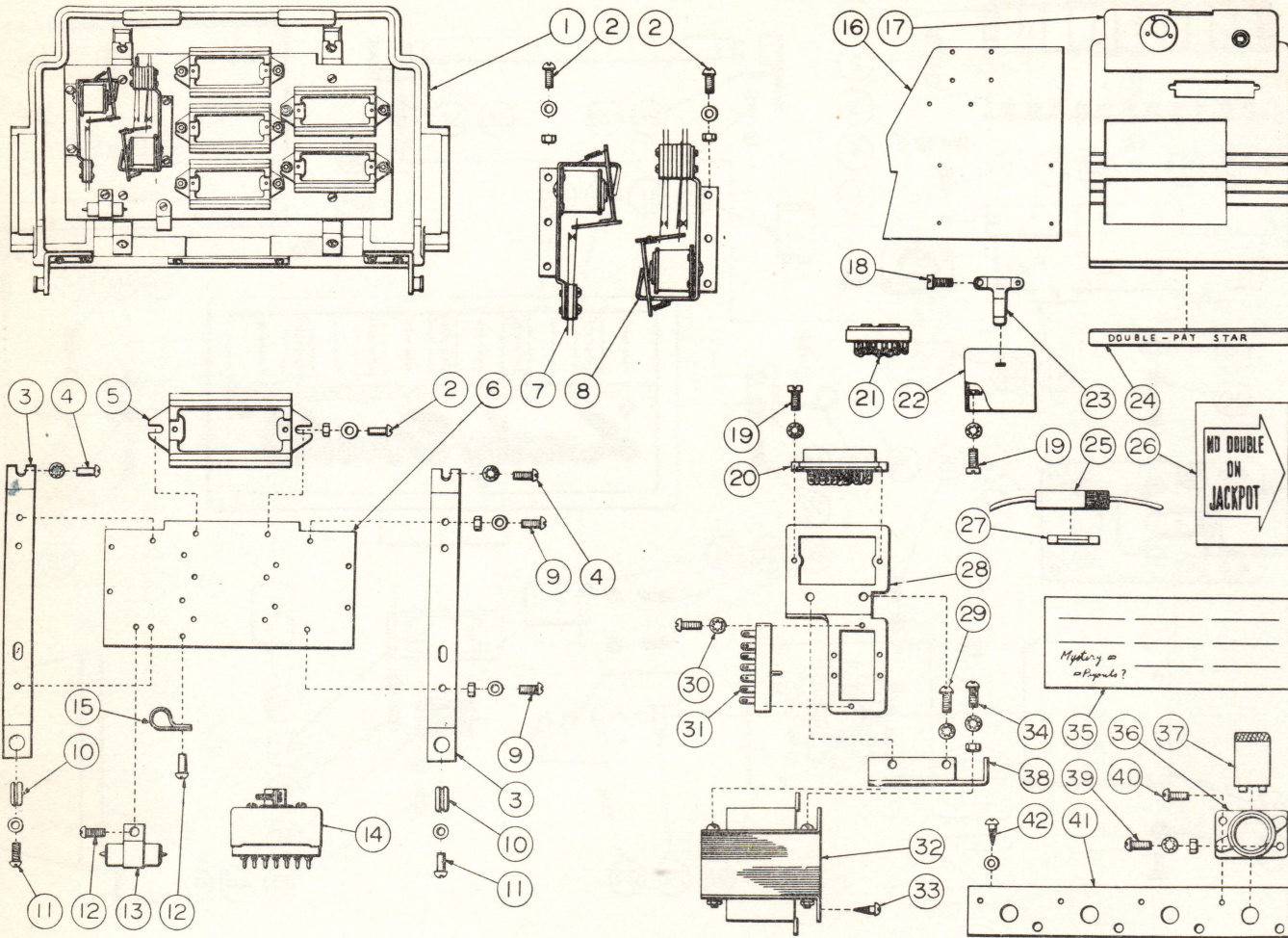
Section	Page	Item	Part No.	Description
1	1	38	1X-20275	Denominator, 20
1	3	3	1X-1-10521	Denominator Button, 20
3	1	55	3B3-10569	5 Payout Slide, Singapore 20¢
3	1	37	3BE-10567	Service Post, Singapore 20¢
3	1	47	3BE-10568	Service Post, Adjustable, Singapore 20¢
7	1	3	7C-10531	Coin Chute Front Plate, Hong Kong 50¢



Item	Part No.	Description
1	33014	Lamp Panel, w/o Lamp Socket
2	S-90752	Bulb, Festoon Type, 28V, 2W, 8 x 36
3	111-103	Machine Screw, R. H. # 6-32 x 3/8
	144-043	Lock Washer, Int. # 6
	133-011	Hex Nut, # 6-32
4	S-90264	Socket, Fluor. Starter Bayonet Type
5	111-021	Machine Screw, R. H. # 6-32 x 1/2
6	111-035	Machine Screw, R. H. # 8-32 x 3/16
	144-044	Lock Washer, Int. # 8
7	33015	Lamp Socket Assy. Lower
8	111-410	Machine Screw, R. H. # 6-32 x 5/8
	133-011	Hex Nut # 6-32
9	AF-2044	Rubber Grommet
10	111-204	Machine Screw, C. H. M4 x 12
	144-016	Flat Washer, 7/32-1/2 x 0.5
11	33016	Motor Bracket
12	33019	Starter Insulator
13	106M-14	Hect Motor, 0.2A x 220V 14RPM, 6φ x 26 L
14	33017	Point Disc Spacer
15	111-021	Machine Screw, R. H. # 6-32 x 1/2
	144-059	Flat Washer, 5/32-5/16 x 0.8
16	111-037	Machine Screw, R. H. # 8-32 x 3/8
	144-078	Flat Washer, M4
17	S-90181	Clamp, Cord, Plastic, 8mm I. D.
18	33022	Lamp Panel Bracket, Right
19	111-086	Machine Screw, F. H. # 8-32 x 5/16
20	111-026	Machine Screw, R. H. # 8-32 x 1/4
	144-078	Flat Washer, M4
21	33024	Mechanism Bracket
22	111-333	Machine Screw, R. H. # 5-40 x 2
	144-023	Flat Washer, 9/64-3/8 x 0.6
	133-009	Hex Nut, # 5-40

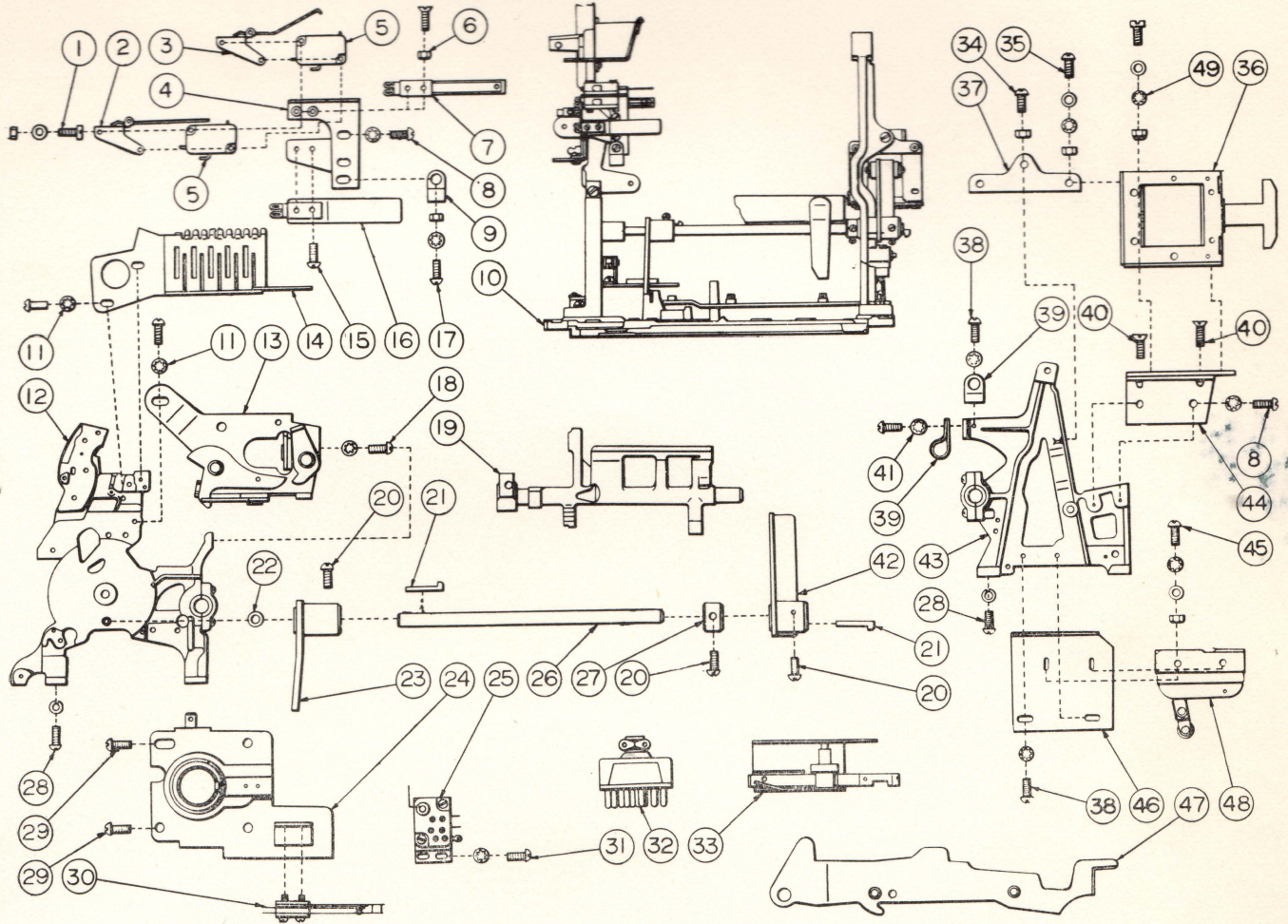
Item	Part No.	Description
23	33018	Point Disc Bracket
24	111-201	Machine Screw, C. H. M4 x 6
	144-044	Lock Washer, Int. # 8
25	33011	Point Disc Assy.
26	33012	Contact Wiper Assy.
27	111-082	Machine Screw, R. H. # 5-40 x 1/4
28	S-90321-3	Socket & Cord Assy.
29	S-90199	Fluorescent Light, 6W
30	S-90321-7	Socket & Cord Assy.
31	111-023	Machine Screw, R. H. # 6-32 x 1/4
	144-059	Flat Washer, 5/32-5/16 x 0.8
32	S-90245	Starter Fluor. 40W, FG-4P
33	33026	Side Cover Light Box
34	111-035	Machine Screw, R. H. # 8-32 x 3/16
	144-078	Flat Washer, M4
35	111-026	Machine Screw, R. H. # 8-32 x 1/4
36	111-035	Machine Screw, R. H. # 8-32 x 3/16
37	33025	Bottom Cover Light Box
38	33023	Lamp Panel Bracket, Left
39	31036	Glass Holding Plate
40	90714	Connector Bracket
41	111-023	Machine Screw, R. H. # 6-32 x 1/4
	144-043	Lock Washer Int. # 6
42	S-90713-2	Plug 15P
43	111-085	Machine Screw, R. H. # 6-32 x 5/16
	144-043	Lock Washer Int. # 6
44	33027	Back Cover
45	33021	Light Box Connector Type
46	1BD-20600	Billboard Glass, Lucky Double
47	111-084	Machine Screw, F. H. # 6-32 x 5/16

THESE PARTS ARE FOR THE ABOVE MODEL ONLY REFER TO RESPECTIVE SECTIONS OF THIS CATALOG FOR COMMON PARTS



Item	Part No.	Description
1	31002	Top Rear Casting Assy.
2	111-103	Machine Screw, R. H. #6-32 x 3/8
	144-059	Flat Washer, 5/32-5/16 x 0.8
	133-011	Hex Nut, #6-32
3	31009	Step-up Unit Bracket
4	111-026	Machine Screw, R. H. #8-32 x 1/4
	144-044	Lock Washer, Int. #8
5	90730	Ballast Coil 230V, 6W Strip Type
6	33008	Fl. & Relay Base Plate
7	33003	Double-Pay Relay
8	33006	Anti-Cheat Relay
9	111-085	Machine Screw, R. H. #6-32 x 5/16
	144-059	Flat Washer, 5/32-5/16 x 0.8
	133-011	Hex Nut, #6-32
10	90008	Rubber Bushing
11	111-037	Machine Screw, R. H. #8-32 x 3/8
	144-078	Fla' Washer, M4
12	111-023	Machine Screw, R. H. #6-32 x 1/4
13	S-90685	Condenser, MP Tubuler 0.2µ 350WV, w/Brkt
14	S-90703-2	Plug, 20P, CL204-1 Red
15	S-90181	Clamp, Cord, Plastic 8mm I. D.
16	31019	L.H. Guard Plate
17	33030	Upper Front Casting, Double-Pay
18	111-196	Machine Screw, C. H. M3 x 10
19	111-196	Machine Screw, C. H. M3 x 10
	144-075	Lock Washer, Int. M3
20	S-90700-1	Socket, 13P, Red, TV-QS-13A
21	S-90713-1	Socket, 15P
22	90736	Junction Shell

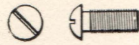
Item	Part No.	Description
23	90737	Junction Shell Cord Clamp
24	1Z-20544	Name Plate, Double-Pay Star
25	S-90771	Fuse Holder, Connector Type, w/Lead Wire
26	1Y-20541	Window Ornament, Double-Pay
	1Y-20601	Window Ornament, Double 150 Coins
27	S-90644	Fuse, 2A,
28	32031	Connector Bracket
29	111-035	Machine Screw, R.H. #8-32 x 3/16
	144-044	Lock Washer, Int. #8
30	111-016	Machine Screw, R.H. #5-40 x 1/2
	144-075	Lock Washer, Int. M3
31	S-90703-1	Socket, 20P, CL204-4, Red
32	90735	Transformer, Power, 120-28V, 1.5A
33	122-009	Wood Screw, R.H. 4.1 x 16
34	111-024	Machine Screw, R.H. #6-32 x 1 3/4
	144-106	Lock Washer, Int. M3.5
	133-011	Hex Nut, #6-32
35	2BF-20361	Reward Glass, 2J.P. (no +20)
36	S-90264	Socket, Fluor. Starter, Bayonet Type
37	S-90245	Starter Fluor. 40W FG-4P
38	31033	Transformer Bracket
39	111-410	Machine Screw, R.H. #6-32 x 5/8
	144-043	Lock Washer, Int. #6
	133-011	Hex Nut, #6-32
40	111-410	Machine Screw, R.H. #6-32 x 5/8
41	33029	Starter Bracket
42	122-016	Wood Screw, R.H. 3.5 x 16
	144-070	Flat Washer, M3.5



Item	Part No.	Description
1	111-433	Machine Screw C. H. M2.6 x 30
	144-104	Flat Washer Small Type, M2.6
	133-002	Hex Nut, M2.6
2	33060	Micro SW. Actuator Assy. Outer
3	33062	Micro SW. Actuator Assy. Inner
4	33057	Switch Bracket
5	S-90773	Switch Micro Type, AM-5300
6	111-220	Machine Screw, F. H. M3 x 16
	133-009	Hex Nut, # 5-40
7	33053	Switch Assy. Inner Stopper
8	111-037	Machine Screw, R. H. # 8-32 x 3/8
	144-044	Lock Washer, Int. # 8
9	S-90591	Clamp, Cord, Plastic, 5mm I. D.
10	32033	Mechanism Base, Paybak
11	111-042	Machine Screw, R. H. # 10-24 x 3/8
	144-045	Lock Washer, Int. # 10
12	33034	R. H. Side Frame, Double-Pay
13	33055	Anti-Check Payout Base, Double-Pay
14	33054	Payout Guide & Bracket, Double-Pay
15	111-386	Machine Screw, R. H. # 5-40 x 9/16
16	33058	Switch Assy. Outer Stopper
17	111-037	Machine Screw, R. H. # 8-32 x 3/8
	144-044	Lock Washer, Int. # 8
	133-012	Hex Nut, # 8-32
18	111-054	Machine Screw, R. H. # 10-24 x 5/8
	144-045	Lock Washer, Int. # 10
19	33063	Operating Fork, Double-Pay
20	111-023	Machine Screw, R. H. # 6-32 x 1/4
21	33040	Feather Key
22	144-006	Flat Washer, 21/64-9/16 x 0.1
23	33038	Slide Push Lever
24	33047	Payout Slide Cover, w/o Switch
25	32037	Micro Switch Assy.
26	33036	Crank Shaft, Double-Pay
27	33037	Crank Shaft, Collar
28	111-054	Machine Screw, R. H. # 10-24 x 5/8
	144-035	Spring Washer, # 10

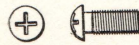
Item	Part No.	Description
29	111-055	Machine Screw, R. H. # 10-32 x 3/8
30	33048	Switch Assy.
31	111-023	Machine Screw, R. H. # 6-32 x 1/4
	144-043	Lock Washer, Int. # 6
32	S-90700-2	Plug, 13P, Red, TV-QP-13A
33	SGB-1040	Variator Assy.
34	111-057	Machine Screw, R. H. # 10-32 x 1 1/8
	133-013	Hex Nut, # 10-32
35	111-037	Machine Screw, R. H. # 8-32 x 3/8
	144-044	Lock Washer, Int. # 8
	144-016	Flat Washer, 7/32-1/2 x 0.5
	133-012	Hex Nut, # 8-32
36	33044	Coil Assy. Double-Pay
37	33045	Coil Bracket, Upper
38	111-026	Machine Screw, R. H. # 8-32 x 1/4
	144-044	Lock Washer, Int. # 8
39	S-90181	Clamp, Cord, Plastic, 8mm I. D.
40	111-087	Machine Screw, F. H. # 8-32 x 3/8
41	111-054	Machine Screw, R. H. # 10-24 x 5/8
	144-045	Lock Washer, Int. # 10
42	33039	Double-Pay Crank Arm
43	33032	L. H. Side Frame, Double-Pay
44	33043	Coil Bracket Assy. Lower
45	111-083	Machine Screw, R. H. # 5-40 x 1
	144-041	Lock Washer, Int. # 5
	144-020	Flat Washer, 9/64-3/8 x 0.8
	133-009	Hex Nut, # 5-40
46	33042	Micro Switch Bracket
47	33041	Reel Timing Lever, Double-Pay
48	S-90353	Switch, Micro Type, AM 9087
49	111-276	Machine Screw, C. H. M5 x 14
	144-098	Flat Washer, Small Type, M5
	144-073	Lock Washer, Int. M5
	133-060	Nylon Nut, 5mm

STANDARD FASTENERS



MACHINE SCREW R. H.

111-385	M. Screw, R. H.	#4.40 × 6.4	(×1/4")
111-009	M. Screw, R. H.	#4.40 × 12.7	(×1/2")
111-113	M. Screw, R. H.	#4.40 × 19.1	(×3/4")
111-014	M. Screw, R. H.	#5.40 × 4	(×5/32")
111-082	M. Screw, R. H.	#5.40 × 6.4	(×1/4")
111-015	M. Screw, R. H.	#5.40 × 9.5	(×3/8")
111-016	M. Screw, R. H.	#5.40 × 12.7	(×1/2")
111-105	M. Screw, R. H.	#5.40 × 19.1	(×3/4")
111-236	M. Screw, R. H.	#5.40 × 23.8	(×15/16")
111-083	M. Screw, R. H.	#5.40 × 25.4	(×1")
111-018	M. Screw, R. H.	#6.32 × 3.2	(×1/8")
111-132	M. Screw, R. H.	#6.32 × 4.8	(×3/16")
111-023	M. Screw, R. H.	#6.32 × 6.4	(×1/4")
111-085	M. Screw, R. H.	#6.32 × 7.9	(×5/16")
111-103	M. Screw, R. H.	#6.32 × 9.5	(×3/8")
111-021	M. Screw, R. H.	#6.32 × 12.7	(×1/2")
111-410	M. Screw, R. H.	#6.32 × 15.9	(×5/8")
111-022	M. Screw, R. H.	#6.32 × 19.1	(×3/4")
111-035	M. Screw, R. H.	#8.32 × 4.8	(×3/16")
111-026	M. Screw, R. H.	#8.32 × 6.4	(×1/4")
111-027	M. Screw, R. H.	#8.32 × 7.9	(×5/16")
111-037	M. Screw, R. H.	#8.32 × 9.5	(×3/8")
111-028	M. Screw, R. H.	#8.32 × 25.4	(×1")
111-032	M. Screw, R. H.	#8.32 × 12.7	(×1/2")
111-038	M. Screw, R. H.	#8.32 × 15.9	(×5/8")
111-036	M. Screw, R. H.	#8.32 × 22.2	(×7/8")
111-029	M. Screw, R. H.	#8.32 × 28.6	(×1-1/8")
111-214	M. Screw, R. H.	#8.32 × 30.2	(×1-3/16")
111-215	M. Screw, R. H.	#8.32 × 34.9	(×1-3/8")
111-031	M. Screw, R. H.	#8.32 × 44.5	(×1-3/4")
111-040	M. Screw, R. H.	#8.32 × 69.9	(×2-3/4")
111-055	M. Screw, R. H.	#10.32 × 9.5	(×3/8")
111-064	M. Screw, R. H.	#10.32 × 12.7	(×1/2")
111-415	M. Screw, R. H.	#10.32 × 14.3	(×9/16")
111-060	M. Screw, R. H.	#10.32 × 15.9	(×5/8")
111-056	M. Screw, R. H.	#10.32 × 19.1	(×3/4")
111-057	M. Screw, R. H.	#10.32 × 28.6	(×1-1/8")
111-062	M. Screw, R. H.	#10.32 × 50.8	(×2")
111-048	M. Screw, R. H.	#10.24 × 6.4	(×1/4")
111-042	M. Screw, R. H.	#10.24 × 9.5	(×3/8")
111-052	M. Screw, R. H.	#10.24 × 11.1	(×7/16")
111-053	M. Screw, R. H.	#10.24 × 12.7	(×1/2")
111-054	M. Screw, R. H.	#10.24 × 15.9	(×5/8")
111-045	M. Screw, R. H.	#10.24 × 19.1	(×3/4")
111-067	M. Screw, R. H.	#12.24 × 12.7	(×1/2")
111-074	M. Screw, R. H.	1/4-20 × 9.5	(×3/8")
111-072	M. Screw, R. H.	1/4-20 × 12.7	(×1/2")
111-004	M. Screw, R. H.	M3 × 10	
111-172	M. Screw, R. H.	M3 × 40	




MACHINE SCREW R.H. PHILL.

111-106	M. Screw, R. H. Phill.	#8.32 × 25.4	(×1")
---------	------------------------	--------------	-------




MACHINE SCREW TRUSS H.

111-391	M. Screw, Truss H. Special	#8.32(×5)	
---------	----------------------------	-----------	--



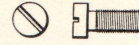
MACHINE SCREW F. H.

111-084	M. Screw, F. H.	#6.32 × 7.9	(×5/16")
111-175	M. Screw, F. H.	#6.32 × 54 S = 9.5	(×2-1/8" S = 3/8")
111-086	M. Screw, F. H.	#8.32 × 7.9	(×5/16")
111-087	M. Screw, F. H.	#8.32 × 9.5	(×3/8")
111-409	M. Screw, F. H.	#8.32 × 25.4	(×1")
111-059	M. Screw, F. H.	#10.32 × 9.5	(×3/8")
111-090	M. Screw, F. H.	#10.32 × 12.7	(×1/2")
111-414	M. Screw, F. H.	#10.32 × 14.3	(×9/16")
111-091	M. Screw, F. H.	#12.24 × 19.1	(×3/4")
111-234	M. Screw, F. H.	1/4-20 × 50.8	(×2")
111-213	M. Screw, F. H.	1/4-20 × 63.5	(×2-1/2")
111-225	M. Screw, F. H.	M3 × 4	
111-219	M. Screw, F. H.	M3 × 6	
111-221	M. Screw, F. H.	M3 × 10	
111-220	M. Screw, F. H.	M3 × 16	
111-226	M. Screw, F. H.	M3 × 18	
111-245	M. Screw, F. H.	M4 × 10	
111-328	M. Screw, F. H.	M4 × 25	



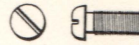
MACHINE SCREW F. H. PHILLIPS

111-020	M. Screw, F. H. Phill. Chromed	#6.32 × 7.9	(×5/16")
111-314	M. Screw, F. H. Phill.	M3 × 8	



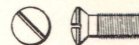
MACHINE SCREW C. H.

111-338	M. Screw, C. H.	M2 × 3	
111-190	M. Screw, C. H.	M2.6 × 8	
111-240	M. Screw, C. H.	M3 × 3	
111-193	M. Screw, C. H.	M3 × 4	
111-194	M. Screw, C. H.	M3 × 5	
111-195	M. Screw, C. H.	M3 × 6	
111-192	M. Screw, C. H.	M3 × 8	
111-196	M. Screw, C. H.	M3 × 10	
111-197	M. Screw, C. H.	M3 × 14	
111-198	M. Screw, C. H.	M3 × 16	
111-200	M. Screw, C. H.	M3 × 20	
111-267	M. Screw, C. H.	M3 × 25	
111-242	M. Screw, C. H.	M3.5 × 12	
111-201	M. Screw, C. H.	M4 × 6	
111-202	M. Screw, C. H.	M4 × 8	
111-272	M. Screw, C. H.	M4 × 16	



MACHINE SCREW PAN H.

111-076	M. Screw, Pan H.	#6.32 × 15.9	(×5/8")
---------	------------------	--------------	---------



MACHINE SCREW OVAL H.

111-337	M. Screw, Oval H. Chromed	M2.6 × 14	
---------	---------------------------	-----------	--



MACHINE SCREW O, H. PHILLIPS

111-345	M. Screw, Oval H. Phill.	M5 × 12	
---------	--------------------------	---------	--




CARRIAGE BOLT

111-298	Carriage Bolt, Chromed	#10.24 × 22.2	(×7/8")
111-435	Carriage Bolt, Chromed	#10.24 × 35.7	(×1-13/32")
2DJ-10354	Carriage Bolt, Chromed	#10.24 × 25.4	(×1")
2CA-20108	Carriage Bolt, Chromed	#10.24 × 28.6	(×1-1/8")
2DK-10355	Carriage Bolt, Chromed	#10.24 × 31.8	(×1-1/4")
2CC-20110	Carriage Bolt, Chromed	#12.24 × 28.6	(×1-1/8")
2DW-10428	Carriage Bolt, Chromed	1/4-20 × 28.6	(×1-1/8")
2CB-20117	Carriage Bolt,	1/4-20 × 44.5	(×1-3/4")
2DM-10357	Carriage Bolt,	1/4-20 × 114.3	(×4-1/2")
2CD-20111	Carriage Bolt,	1/4-20 × 130.2	(×5-1/8")
2DU-10416	Carriage Bolt, Chromed	#12.24 × 22.2	(×7/8")
SST-221	Carriage Bolt,	1/4-20 × 50.8	(×2")
111-287	Carriage Bolt, Chromed	M5 × 22 S = 17	



HEX. BOLT

111-425	Hex. Bolt	3/8-16 × 55 S = 40	
111-230	Hex. Bolt	M4 × 12	



WOOD SCREW R. H. PHILLIPS

122-084	Wood Screw, R. H. Phill.	2.7 × 10	
122-042	Wood Screw, R. H. Phill.	3.1 × 10	
122-064	Wood Screw, R. H. Phill.	3.1 × 13	
122-080	Wood Screw, R. H. Phill.	3.1 × 16	
122-079	Wood Screw, R. H. Phill.	3.1 × 20	
122-077	Wood Screw, R. H. Phill.	3.5 × 10	
122-085	Wood Screw, R. H. Phill.	3.5 × 13	
122-004	Wood Screw, R. H. Phill.	3.5 × 16	
122-086	Wood Screw, R. H. Phill.	3.5 × 20	
122-087	Wood Screw, R. H. Phill.	3.5 × 32	
122-088	Wood Screw, R. H. Phill.	3.8 × 13	
122-024	Wood Screw, R. H. Phill.	3.8 × 16	
122-074	Wood Screw, R. H. Phill.	4.1 × 13	
122-075	Wood Screw, R. H. Phill.	4.1 × 16	
122-082	Wood Screw, R. H. Phill.	4.1 × 20	
122-089	Wood Screw, R. H. Phill.	4.1 × 25	



WOOD SCREW OVAL H. PHILLIPS

122-037	Wood Screw, Oval H. Phill.	3.1 × 10	
122-033	Wood Screw, Oval H. Phill.	3.1 × 13	



WOOD SCREW F. H. PHILLIPS

122-090	Wood Screw, F. H. Phill.	2.7 × 16	
122-073	Wood Screw, F. H. Phill.	3.1 × 13	
122-094	Wood Screw, F. H. Phill.	3.1 × 16	
122-091	Wood Screw, F. H. Phill.	3.1 × 26	
122-065	Wood Screw, F. H. Phill.	3.5 × 16	


STANDARD FASTENERS

122-078	Wood Screw, F. H. Phill.	4.1 × 16
122-081	Wood Screw, F. H. Phill.	4.1 × 25
122-083	Wood Screw, F. H. Phill.	4.5 × 38
122-092	Wood Screw, F. H. Phill.	4.5 × 45
122-093	Wood Screw, F. H. Phill.	6.2 × 50




TAPPING SCREW

122-019	Tapping Screw, NO.1 Truss H. Phill.	4 × 20
---------	-------------------------------------	--------




HEX. NUT

133-010	Hex Nut	#4-40
133-009	Hex Nut	#5-40
133-011	Hex Nut	#6-32
133-057	Hex Nut, Special	#6-32
133-012	Hex Nut	#8-32
133-013	Hex Nut	#10-32
133-014	Hex Nut	#10-24
133-015	Hex Nut	#12-24
133-008	Hex Nut	1/4-20
133-006	Hex Nut	3/8-16
133-059	Hex Nut	5/16-18
133-001	Hex Nut, Brass	M2
133-041	Hex Nut	M2, #3
133-029	Hex Nut	M3
133-017	Hex Nut	M4
133-039	Hex Nut	M4, #3
133-033	Hex Nut	M5
133-036	Hex Nut	M5, #3
133-003	Hex Nut	M6
133-032	Hex Nut	M12



FLAT WASHER

144-023	Flat Washer	3.6 - 9.5 × 0.6	(9/64" - 3/8")
144-020	Flat Washer	3.6 - 9.5 × 0.8	(9/64" - 3/8")
144-059	Flat Washer	4 - 7.9 × 0.8	(5/32" - 5/16")
144-016	Flat Washer	5.6 - 12.7 × 0.5	(7/32" - 1/2")
144-011	Flat Washer	5.6 - 12.7 × 0.6	(7/32" - 1/2")
144-013	Flat Washer	5.6 - 12.7 × 1.2	(7/32" - 1/2")
144-024	Flat Washer	5.6 - 19.1 × 1.2	(7/32" - 3/4")
144-150	Flat Washer	4.4 - 10.3 × 1.6	(11/64" - 13/32")
144-021	Flat Washer	6.7 - 9.5 × 0.1	(17/64" - 3/8")
144-019	Flat Washer	6.8 - 9.5 × 0.23	(17/64" - 3/8")
144-017	Flat Washer	6.8 - 9.5 × 0.35	(17/64" - 3/8")
144-015	Flat Washer	6.8 - 12.7 × 0.5	(17/64" - 1/2")
144-022	Flat Washer	6.8 - 9.5 × 0.6	(17/64" - 3/8")
144-012	Flat Washer	6.8 - 12.7 × 1	(17/64" - 1/2")
144-014	Flat Washer	6.8 - 12.7 × 1.2	(17/64" - 1/2")
144-025	Flat Washer	7.1 - 22.2 × 2	(9/32" - 7/8")
144-002	Flat Washer	7.9 - 19.1 × 2	(5/16" - 3/4")
144-006	Flat Washer	8.3 - 14.3 × 0.1	(21/64" - 9/16")
144-008	Flat Washer	8.3 - 14.3 × 0.23	(21/64" - 9/16")
144-010	Flat Washer	8.3 - 14.3 × 0.5	(21/64" - 9/16")
144-007	Flat Washer	8.3 - 14.3 × 1.2	(21/64" - 9/16")
144-028	Flat Washer	10.3 - 22.2 × 2	(13/32" - 7/8")
144-004	Flat Washer	10.3 - 15.9 × 0.1	(13/32" - 5/8")
144-011	Flat Washer	5.6 - 22.2 × 0.23	(17/32" - 7/8")
144-110	Flat Washer, Special	2.8 - 5.4 × 0.4	
144-161	Flat Washer, Special	10.5 - 28 × 2	
144-097	Flat Washer, Small Type	M2	
144-061	Flat Washer, Small Type	M2.3	
144-096	Flat Washer, Small Type	M3	
144-098	Flat Washer, Small Type	M5	
144-101	Flat Washer, Brass	M3	
144-057	Flat Washer	M3	
144-078	Flat Washer	M4	
144-105	Flat Washer	M5	
144-109	Flat Washer, Special	M5	
144-053	Flat Washer	M6	
144-068	Flat Washer	M10	



COUNTER-SUNK WASHER

144-133	Counter-Sunk Washer	M5 O.D. 14
---------	---------------------	------------



SPRING WASHER


144-033	Spring Washer	#6, M
144-034	Spring Washer	#8, M
144-035	Spring Washer	#10, M
144-039	Spring Washer	1/4, M
144-037	Spring Washer	3/8, M
144-139	Spring Washer	M2.6, #2
144-088	Spring Washer	M3, #2

144-076	Spring Washer	M4, #2
144-090	Spring Washer	M5, #2
144-115	Spring Washer	M6, #2



LOCK WASHER

144-165	Lock Washer, Ext.	M2
144-170	Lock Washer, Ext.	M2.6
144-135	Lock Washer, Ext.	M3
144-166	Lock Washer, Ext.	M3.5
144-167	Lock Washer, Ext.	M4
144-149	Lock Washer, Ext.	M5
144-171	Lock Washer, Ext.	M5.5
144-140	Lock Washer, Ext.	M6
144-168	Lock Washer, Ext.	M8
144-169	Lock Washer, Ext.	M16
144-162	Lock Washer, Ext.	1/4
144-163	Lock Washer, Ext.	1/2
144-164	Lock Washer, Ext.	3/4



E-WASHER

144-050	E-Washer	1.5m/m
144-048	E-Washer	3.2m/m
144-102	E-Washer	4m/m
144-063	E-Washer	10m/m



TAPER PIN

155-011	Taper Pin	1/8 × 3/4
155-009	Taper Pin	5/32 × 13/32
155-018	Taper Pin	3 × 6



COTTER PIN

155-004	Cotter Pin	1.6 × 15
155-007	Cotter Pin	2.5 × 15
155-002	Cotter Pin	3 × 25



HAIR CLIP

155-038	Hair Clip, Standard	2 × 8 × 0.5
155-037	Hair Clip, Standard	2 × 8 × 0.65
155-039	Hair Clip, Over Size Head	3 × 13 × 0.8
155-036	Hair Clip, Standard	4 × 12 × 0.65
155-040	Hair Clip, Flat Head	5 × 11.5 × 0.75



EYELET

166-021	Eyelet	2 × 3
166-020	Eyelet	2 × 4
166-022	Eyelet	2 × 5
166-054	Eyelet	2.5 × 3.5
166-039	Eyelet	2.6 × 5
166-052	Eyelet	3 × 3.5
166-044	Eyelet	3 × 4



HOLLOW RIVET

166-092	Hollow Rivet, Thin Head, Brass	1.8 × 8
166-093	Hollow Rivet, Thin Head, Brass	1.8 × 12
166-013	Hollow Rivet, Thin Head, Brass	2 × 3.5
166-117	Hollow Rivet, Thin Head, Brass	2 × 3.5
166-007	Hollow Rivet, Thin Head, Brass	2 × 4
166-042	Hollow Rivet, Thin Head, Brass	3 × 3.5
166-115	Hollow Rivet, Thin Head, Brass	3 × 4.5
166-008	Hollow Rivet, Thin Head, Brass	3 × 6
166-086	Hollow Rivet, Thin Head, Brass	3 × 7
166-082	Hollow Rivet, Thin Head, Brass	3 × 8.5



RIVET R. H.

166-091	Rivet, R. H. Aluminum	2 × 8
166-005	Rivet, R. H. Aluminum	2.5 × 6
166-116	Rivet, R. H. Ni-Plated	3 × 4
166-006	Rivet, R. H. Aluminum	3 × 6
166-081	Rivet, R. H. Chromed	3 × 12



RIVET F. H.

166-046	Rivet, F. H.	3 × 5
---------	--------------	-------



TINNER'S RIVET

166-053	Tinner's Rivet	2 × 13
---------	----------------	--------

